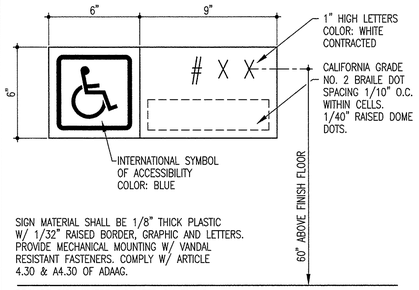

SIGN MATERIAL SHALL BE 1/8" THICK PLASTIC W/ 1/32" RAISED BORDER, GRAPHIC AND LETTERS. PROVIDE MECHANICAL MOUNTING W/ VANDAL RESISTANT FASTENERS. COMPLY W/ ARTICLE 4.30 & A4.30 OF ADAAG.

PROVIDE SIGN WHERE INDICATED ON PLANS. LOCATE SIGN MAX. 12" AWAY FROM DOOR STRIKE SIDE.

ROOM SIGNAGE

SCALE : 3"=1'-0" — PROJECT NUMBER / SCALE: NOTE / SHEET REFERENCE: — 1 / A1.0

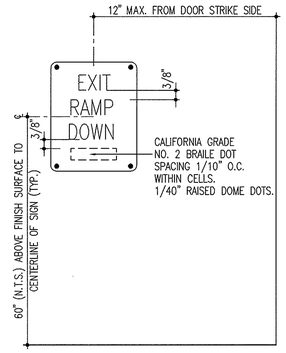

INTERIOR EXIT SIGNAGE

SCALE : 3"=1'-0" — PROJECT NUMBER / SCALE: NOTE / SHEET REFERENCE: — 2 / A1.0

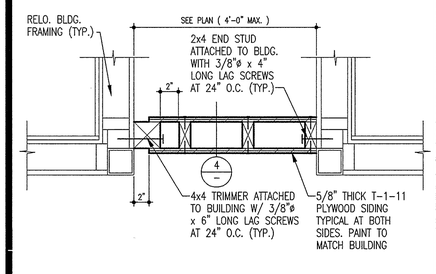

BUILDING CLOSURE PANEL - PLAN

SCALE : 1 1/2"=1'-0" — PROJECT NUMBER / SCALE: NOTE / SHEET REFERENCE: — 3 / A1.0

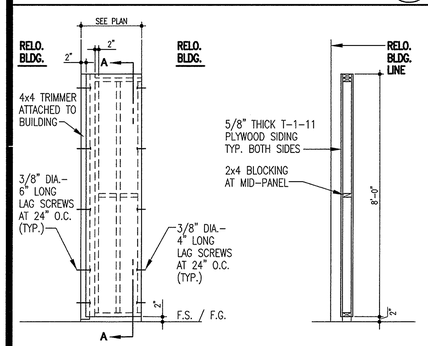

FRONT EXTERIOR ELEVATION — SECTION A-A

BUILDING PANEL CLOSURE - ELEVATION

SCALE : 1/2"=1'-0" — PROJECT NUMBER / SCALE: NOTE / SHEET REFERENCE: — 4 / A1.0

NOTE: ALL FASTENERS 8d GALV, 6" O.C. PERIMETER AND 12" O.C. FIELD.

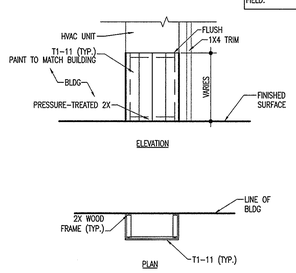

HVAC ENCLOSURE

SCALE : 1/4"=1'-0" — PROJECT NUMBER / SCALE: NOTE / SHEET REFERENCE: — 5 / A1.0

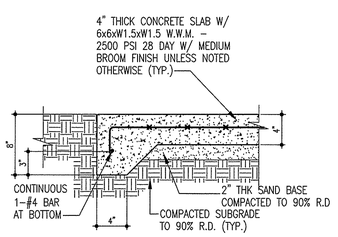

THICKENED EDGE

SCALE : 1 1/2"=1'-0" — PROJECT NUMBER / SCALE: NOTE / SHEET REFERENCE: — 7 / A2.0

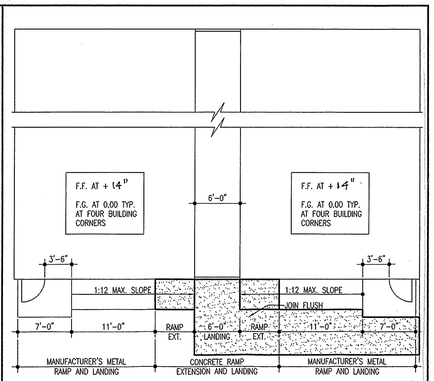

ENLARGED SITE PLAN

SCALE : 1/8"=1'-0" — PROJECT NUMBER / SCALE: NOTE / SHEET REFERENCE: — 8 / A2.0

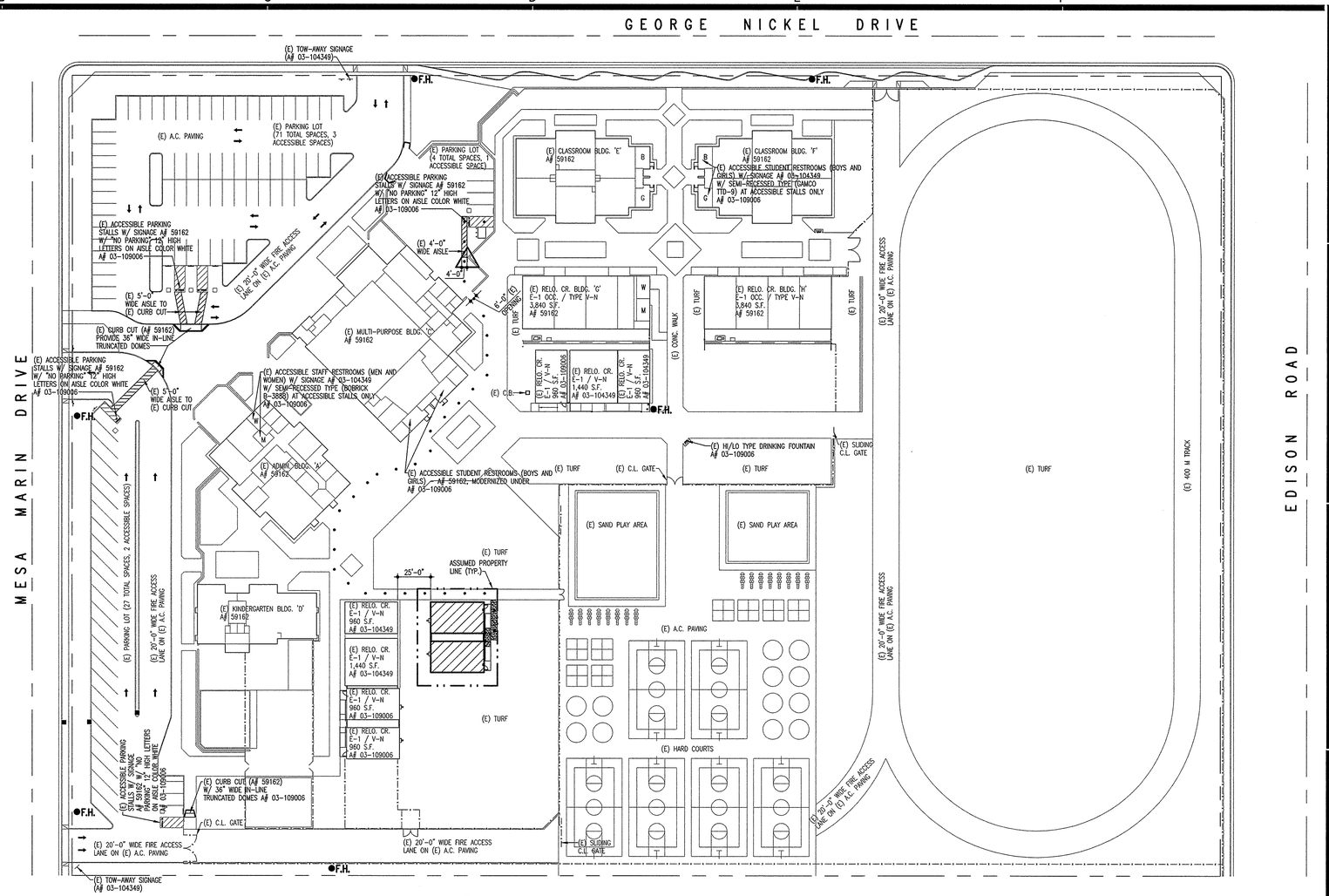

SITE PLAN - CHAVEZ ELEMENTARY SCHOOL

SCALE: 1" = 40'-0"

N

PROJECT DATA:

TYPE OF OCCUPANCY : E-1
TYPE OF CONSTRUCTION : V-N
BUILDING AREA CALCULATION:

TWO (2) 24'x40' NEW CLASSROOM MODULAR BUILDINGS = 1,920 S.F.
1,920 S.F. TOTAL BUILDING AREA < 9,100 S.F. BASIC ALLOWABLE AREA

SITE PLAN LEGEND :

PROPOSED 24'x40' MODULAR BUILDING FROM SUMMER WIND E.S. (A# 03-105168
FINISH GRADE : 0.00 TYP. AT FOUR BUILDING CORNERS
FINISH FLOOR : + 14"

● EXISTING FIRE HYDRANT
(E) F.H.

ACCESSIBLE PATH OF TRAVEL AS INDICATED ON SITE PLAN IS A BARRIER FREE ACCESS ROUTE WITHOUT ANY ABRUPT LEVEL CHANGES EXCEEDING 1/2" IF BEVELED AT 1:2 MAX. SLOPE, OR VERTICAL LEVEL CHANGES NOT EXCEEDING 1/4" MAX. AND AT LEAST 48" IN WIDTH. SURFACE IS STABLE, FIRM AND SLIP RESISTANT. CROSS SLOPE DOES NOT EXCEED 2% AND SLOPE IN THE DIRECTION OF TRAVEL IS LESS THAN 5%, UNLESS OTHERWISE INDICATED. ACCESSIBLE PATH OF TRAVEL SHALL BE MAINTAINED FREE OF OVERHANGING OBSTRUCTIONS TO 80" MIN. AND PROTRUDING OBJECTS GREATER THAN 4" PROJECTION FROM WALL AND ABOVE 27" AND LESS THAN 80". ARCHITECT SHALL VERIFY THAT THERE ARE NO BARRIERS IN THE PATH OF TRAVEL.

APPROVED FIRE ACCESS PLAN ON FILE AT DSA.
NON-CASE HARDENED LOCKS ON GATES.

LOCAL FIRE AUTHORITY REVIEW

ACCESS ROADS AND GATE ENTRANCES ARE IN COMPLIANCE WITH TITLE 19, CALIFORNIA CODE OF REGULATIONS, SUBCHAPTER 1, ARTICLE 3.10, GATE ENTRANCES TO SCHOOL GROUNDS.

FIRE FLOW AND HYDRANT LOCATION AND DISTRIBUTION ARE IN COMPLIANCE PER CALIFORNIA FIRE CODE, APPENDIX III-AA. FIRE FLOW AND APPENDIX III-B, HYDRANT LOCATION, APPENDICES FROM 1991 U.F.C. WITH CSFM AMMENDMENTS.

APPROVAL ISSUED BY:

RANK/TITLE:

DATE:_____ TELEPHONE:_____

FLEWELLING&MOODY
architects foreducation

HEADQUARTERS OFFICE:
141 South Lake Avenue, 2nd Floor
Pasadena, California 91101
626.449.6787 FAX 626.449.6477
E-Mail: fm-pasadena@flewelling-moody.com

ANTELOPE VALLEY OFFICE:
1035 West Lancaster Boulevard
Lancaster, California 93534
661.949.0771 FAX 661.949.2843
E-Mail: fm-lancaster@flewelling-moody.com

An Employee Owned Corporation

ARCHITECT

LICENSED ARCHITECT — JAMES A. FLEWELLING — LICENSE NO. C-26053 — EXPIRATION DATE 8-31-09 — STATE OF CALIFORNIA

CONSULTANT

AGENCY

IDENTIFICATION STAMP
DIV. OF THE STATE ARCHITECT
APP03 111193
AGENCY FLS-SH-SS
DATE NOV 01 2007

Drawn by

Checked by

Revisions

No.	Date	Description

All dimensions must be checked at the job by the contractor who accepts full responsibility for their accuracy under the contract. These plans & the specifications in connection therewith have been prepared for a specific site. Any and all responsibility for their use in whole or in part on any other site is hereby disclaimed by Flewelling & Moody.

(2) 24'x40' MODULAR BUILDINGS AT CESAR E. CHAVEZ E.S.

4201 MESA MARIN DRIVE
BAKERSFIELD, CA 93306

BAKERSFIELD CITY SCHOOL DISTRICT

SITE PLAN

Job No. 2237

Date 10-1-2007

A1.0