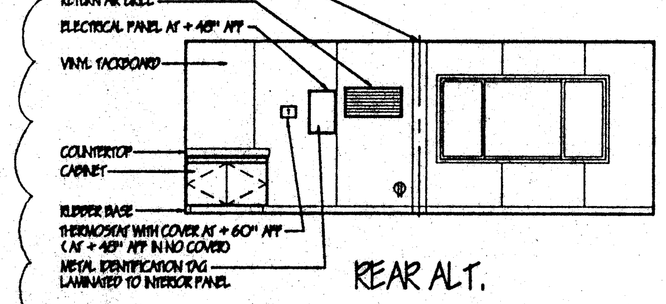

REAR ALT.

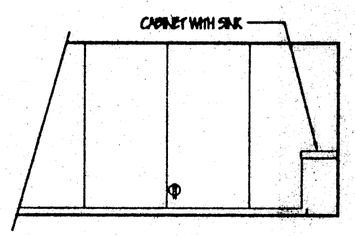

LEFT SIDE ALT.

24'x40' ALT. SINK ELEVATIONS

SCALE: 3/16"=1'-0"

(FOR ATTACHMENTS, SEE APPLICABLE DETAILS) REVERSE SIMILAR

THESE DRAWINGS AND / OR SPECIFICATIONS AND / OR CALCULATIONS FOR THE ITEMS LISTED BELOW HAVE BEEN PREPARED BY OTHER DESIGN PROFESSIONALS WHO ARE LICENSED AND AUTHORIZED TO PREPARED SUCH DRAWINGS IN THIS STATE. THESE DOCUMENTS HAVE BEEN EXAMINED BY ME AND HAVE BEEN FOUND TO MEET THE APPROPRIATE REQUIREMENTS OF TITLE 24, CALIFORNIA CODE OF REGULATIONS AND THE PROJECT SPECIFICATIONS PREPARED BY ME.
THE ITEMS LISTED BELOW ARE ACCEPTABLE FOR INCORPORATION INTO THE CONSTRUCTION OF THIS PROJECT FOR WHICH I AM THE INDIVIDUAL DESIGNATED TO BE IN GENERAL RESPONSIBLE CHARGE (OR FOR WHICH I HAVE BEEN DELIGATED RESPONSIBILITY FOR THIS PORTION OF THE WORK).
LIST ITEMS REVIEWED AND ACCEPTED (FOR DRAWINGS, A LIST OF ALL ACCEPTED DRAWINGS ARE TO BE ATTACHED).

LICENSED ARCHITECT NORMAN A. GEIGER Reg. No. C-16786 REN. 11/30/01 STATE OF CALIFORNIA

[illegible], AIA DATE 05/21/00

LICENSE # C-16786

EXP. DATE 11/30/01

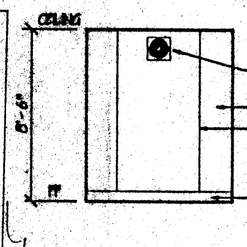

1

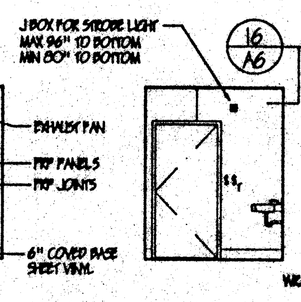

2

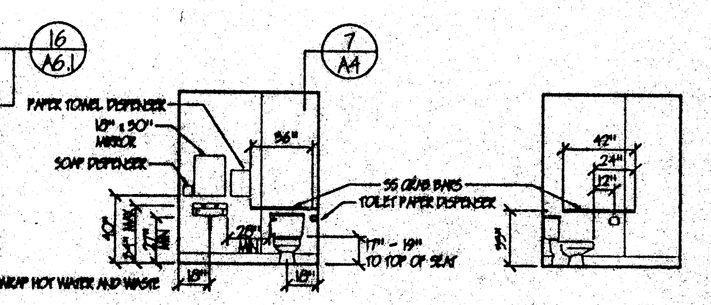

3 4

24'x40' INTERIOR RESTROOM ELEVATIONS

SCALE: 3/16"=1'-0"

(FOR ATTACHMENTS, SEE APPLICABLE DETAILS)

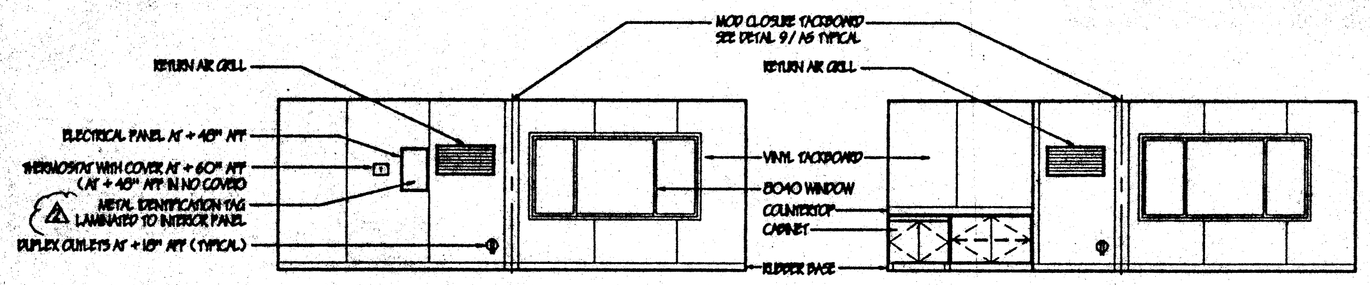

REAR REAR ALT.

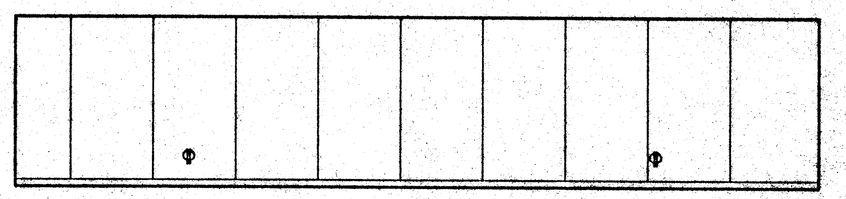

RIGHT SIDE

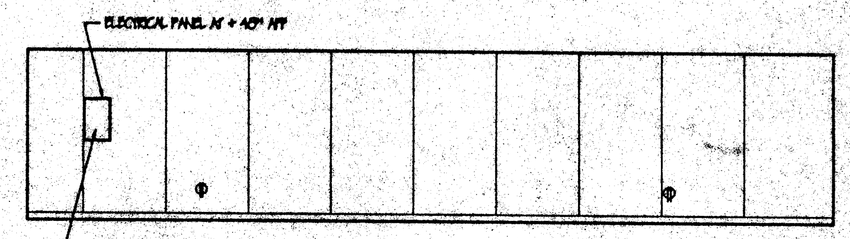

RIGHT SIDE ALT.

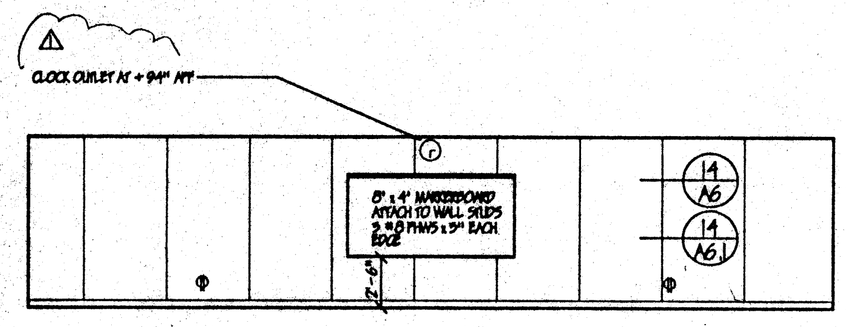

LEFT SIDE

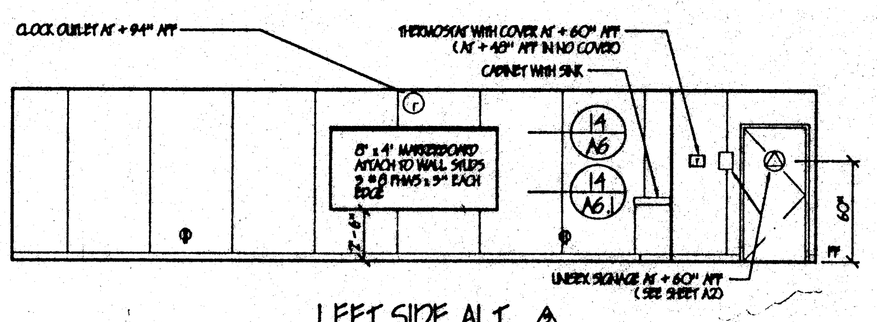

LEFT SIDE ALT.

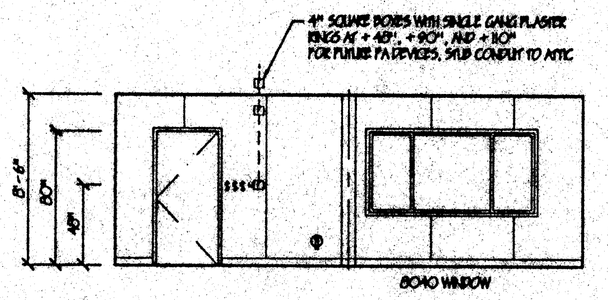

FRONT

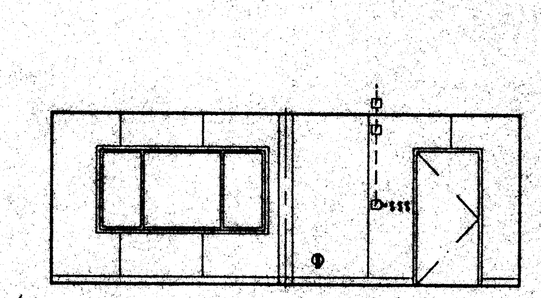

FRONT-ALT

24'x40' INTERIOR ELEVATIONS

SCALE: 3/16"=1'-0"

(REVERSE SIMILAR)

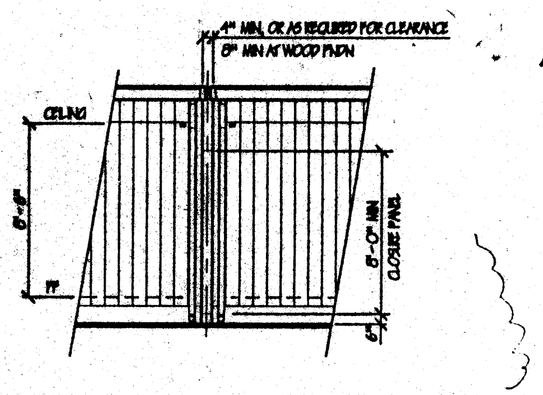

CLOSURE FOR ADJACENT UNITS REAR

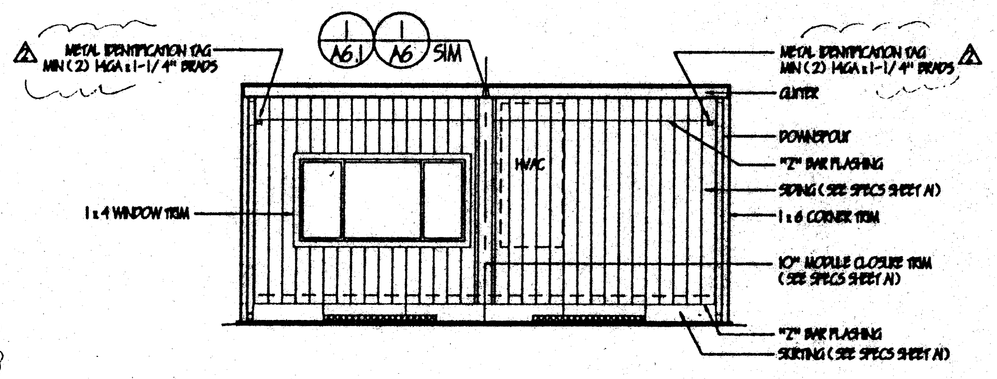

REAR

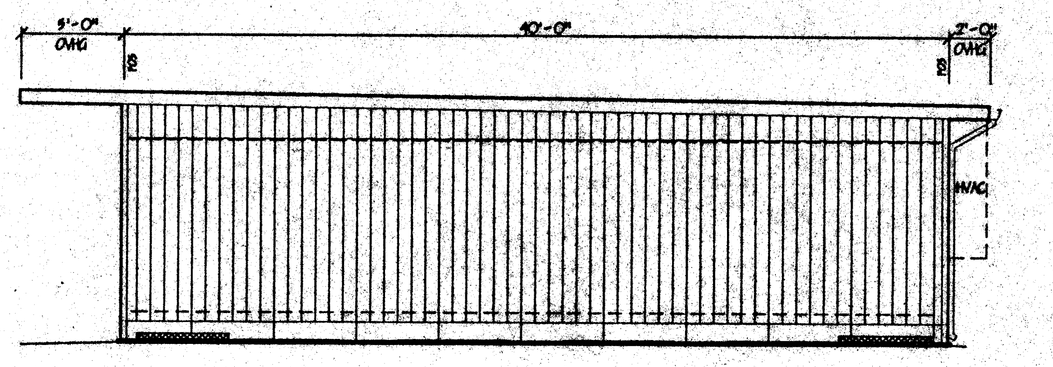

RIGHT SIDE

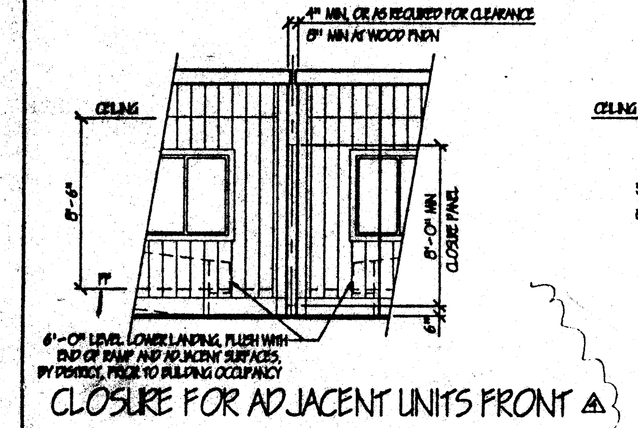

CLOSURE FOR ADJACENT UNITS FRONT

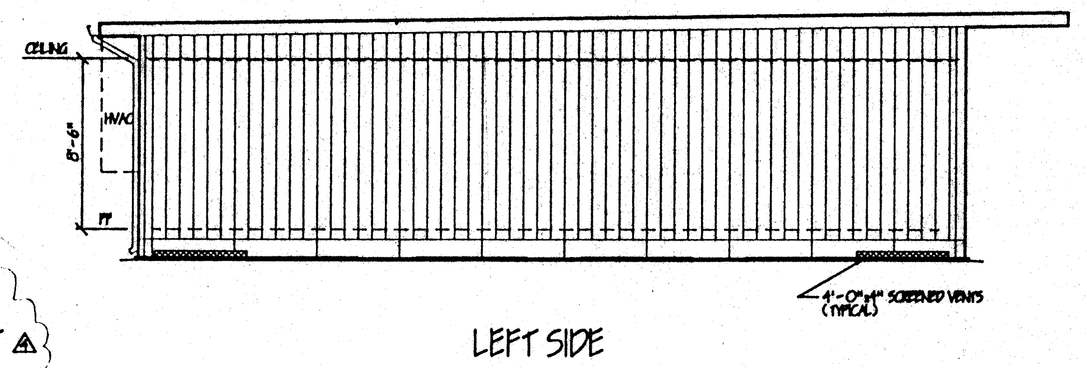

LEFT SIDE

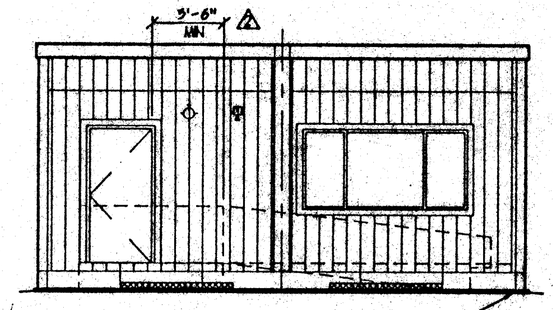

FRONT-ALT

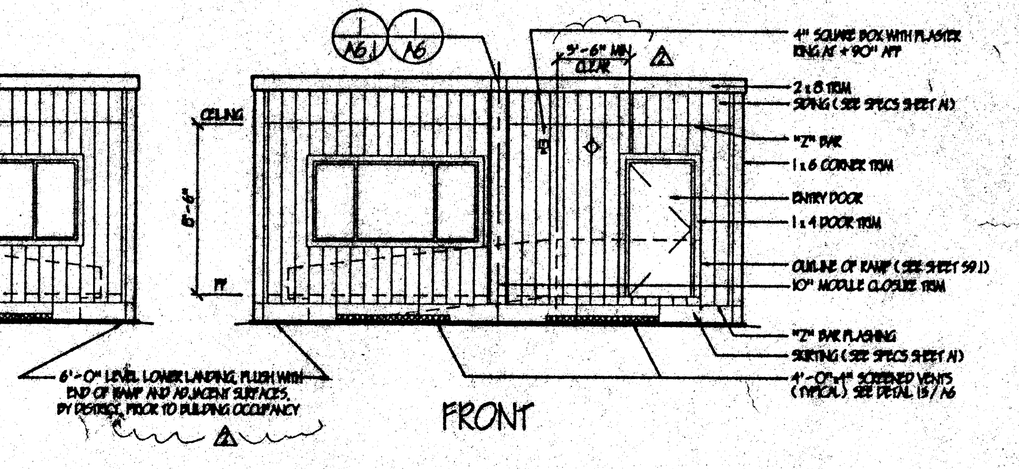

FRONT

24'x40' EXTERIOR ELEVATIONS

SCALE: 3/16"=1'-0"

(REVERSE SIMILAR)

GENERAL NOTES

ALL TRADES SHALL COMPLY WITH CBC CHAPTERS 3, 6, 7, 8, AND 10.

PROVIDE FOR UNDERFLOOR VENTILATION IN ACCORDANCE WITH CBC 2517.7.
1 SQUARE FOOT OF VENTILATION IS REQUIRED FOR EACH 150 SQUARE FEET OF UNDERFLOOR AREA.

TOTAL VENTILATION REQUIRED:
29'-8" x 40'-0" = 997.3 ft / 150 = 6.65 ft

TOTAL VENTS REQUIRED:
WOOD FRAT FOUNDATION - 8 AT 4'-0" x 1'-4"
CONCRETE FOUNDATION - 8 AT 4'-0" x 1'-4"

VENTS SHALL BE LOCATED TO AVOID FOUNDATION PADS OR CONCRETE WORK. REFER TO SPECIFIC SITE PLANS FOR ACTUAL LOCATIONS.

OPENINGS SHALL BE LOCATED AS CLOSE TO CORNERS AS PRACTICAL AND SHALL PROVIDE CROSS VENTILATION. THE REQUIRED AREA OF OPENINGS SHALL BE EQUALLY DISTRIBUTED ALONG THE LENGTH OF AT LEAST TWO OPPOSITE SIDES.

VENTS SHALL BE CORROSION RESISTANT WIRE MESH WITH MESH OPENINGS OF 1/4 INCH.

ABBREVIATIONS:

HM	HOLLOW METAL
AL OR ALUM	ALUMINUM
NE	NOT EXPOSED
NO.	NUMBER
MAX.	MAXIMUM
MIN.	MINIMUM
AFF	ABOVE FINISH FLOOR
OVHG	OVERHANG
PR	PAIR

LEGEND

- CLOCK OUTLET
- DUPLEX OUTLETS
- THERMOSTAT
- SWITCH
- THREE WAY SWITCH
- ELECTRICAL EXIT/PANEL
- ELECTRICAL EXIT/MAGNETIC TO FULL SCHOOL

APPROVALS

IDENTIFICATION STAMP
DIV. OF THE STATE ARCHITECT
APPROVED: 10 13 99
AS: EX. FLS. SS.
DATE: FEB 2 2001

IDENTIFICATION STAMP
DIV. OF THE STATE ARCHITECT
OFFICE OF REGULATION SERVICES
PC 330
AS: NOV 20 1997 REG #6
DATE: 9/17/97

NORMAN A. GEIGER
AIA, CSI, CDT, ICBO
P.O. BOX 41054
Sacramento, CA 95841
(916) 332-2453 FAX
(916) 332-2453 PHONE

GRAFICS ARCHITECTURAL SERVICES
GEIGER

LICENSED ARCHITECT NORMAN A. GEIGER No. C-16786 STATE OF CALIFORNIA

PACESETTER INDUSTRIES, INC.
P.O. BOX 1151, MODESTO, CA 95353 (209) 521-1000

24x40 RELOCATABLE BUILDING

SHEET CONTENTS
GENERAL NOTES
LEGEND
EXTERIOR ELEVATIONS
EXTERIOR ALT. ELEVATIONS
INTERIOR ELEVATIONS
INTERIOR ALT. ELEVATIONS
RESTROOM ALT. ELEVATIONS
ALT. SINK ELEVATIONS
CLOSURE PANEL ELEVATIONS

DATE:		APRIL 28, 1997
REV #1	1	MAY 19, 1997
REV #2	2	JUNE 20, 1997
REV #3	3	AUGUST 1, 1997
REV #4	4	AUGUST 26, 1997
DRAWING SCALE:		AS SHOWN
PROJECT NUMBER:		97-05
SHEET		A3