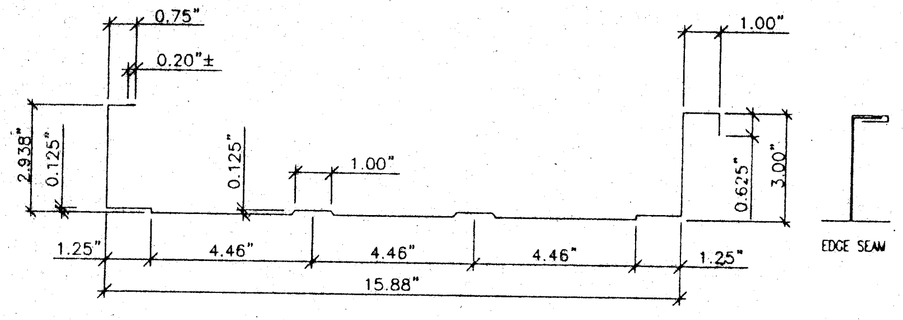

PANEL GAGE	THICKNESS	FY (ksi)	POSITIVE BENDING		NEGATIVE BENDING	
			Ixp (IN^4)	Sxp (IN^3)	Ixn (IN^4)	Sxn (IN^3)
22	0.030"	50	0.749	0.252	0.517	0.294

NOTES:
1. SECTION PROPERTIES SHOWN ABOVE ARE THE EFFECTIVE SECTION PROPERTIES @ YIELD FOR 'Sx' AND AT MAX. ALLOWABLE STRESS FOR 'Ix' PER 16" PANEL.
2. METAL ROOF PANELS SHALL BE KNUDSON KR16 STANDING SEAM PANELS OR APPROVED EQUIVALENT.
3. PANEL MATERIAL SHALL BE ASTM A653 GRADE D (Fy=50ksi).
4. METAL ROOF PANELS SHALL BE CONTINUOUS OVER 2 SPANS MINIMUM. (CONTINUOUS OVER 2 SPANS PLUS OVERHANG MINIMUM AT ENDS).
5. SEE ARCH. DRAWINGS FOR CONNECTORS (INCLUDING PANEL TO STRUCTURE CONNECTORS).
6. SEE ARCH. DRAWINGS FOR FINISHES.

A/S2.10 METAL ROOF PANEL MINIMUM SECTION PROPERTIES
SCALE: N.T.S.

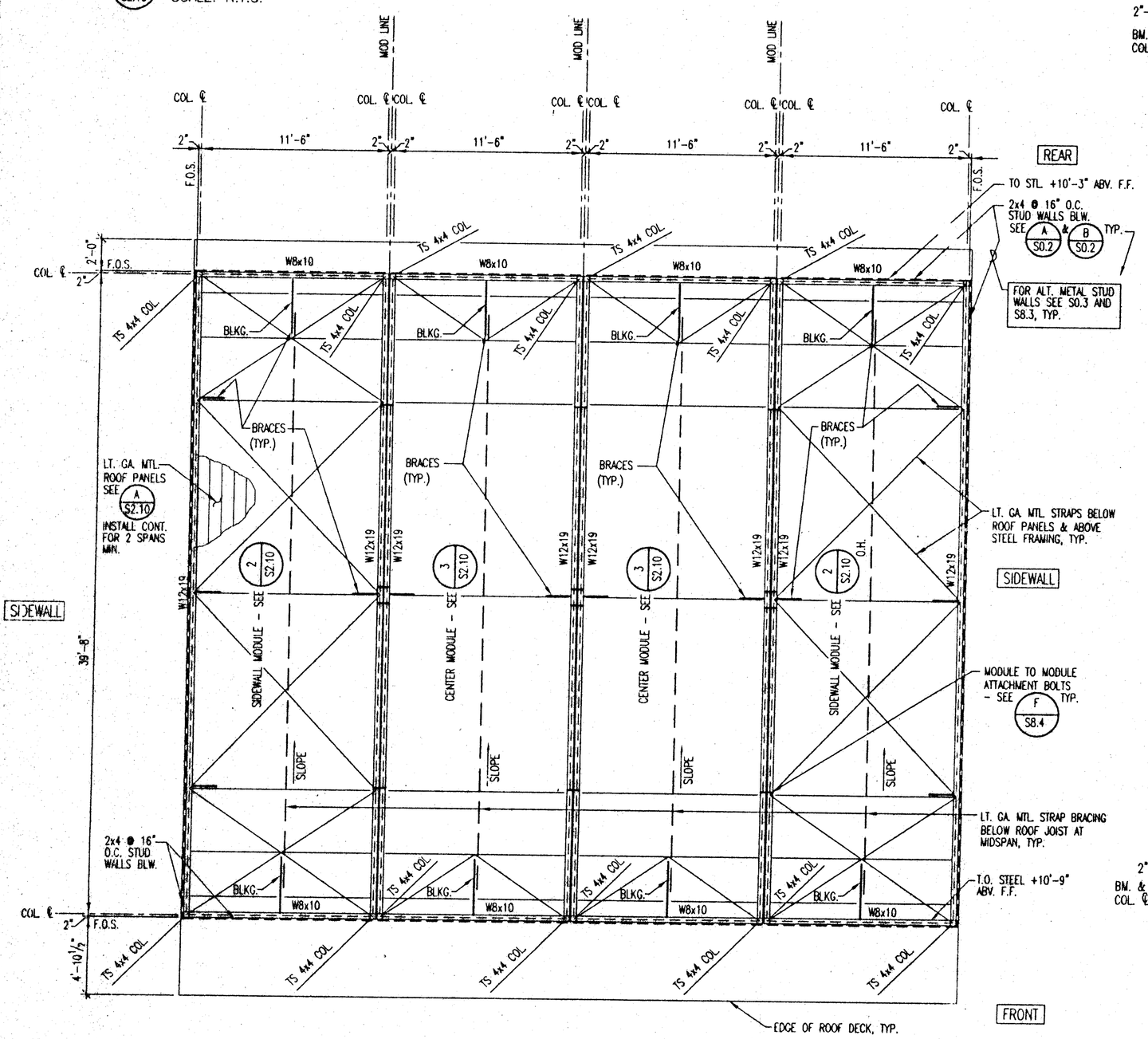

NOTE:
48'x40' BUILDING SHOWN - 36'x40' BUILDING IS IDENTICAL EXCEPT IT HAS 1 CENTER MODULE.

1 S2.10 36'x40' & 48'x40' BUILDING ROOF PLAN FOR METAL ROOF PANELS ALTERNATE
SCALE: 3/16"=1'-0"

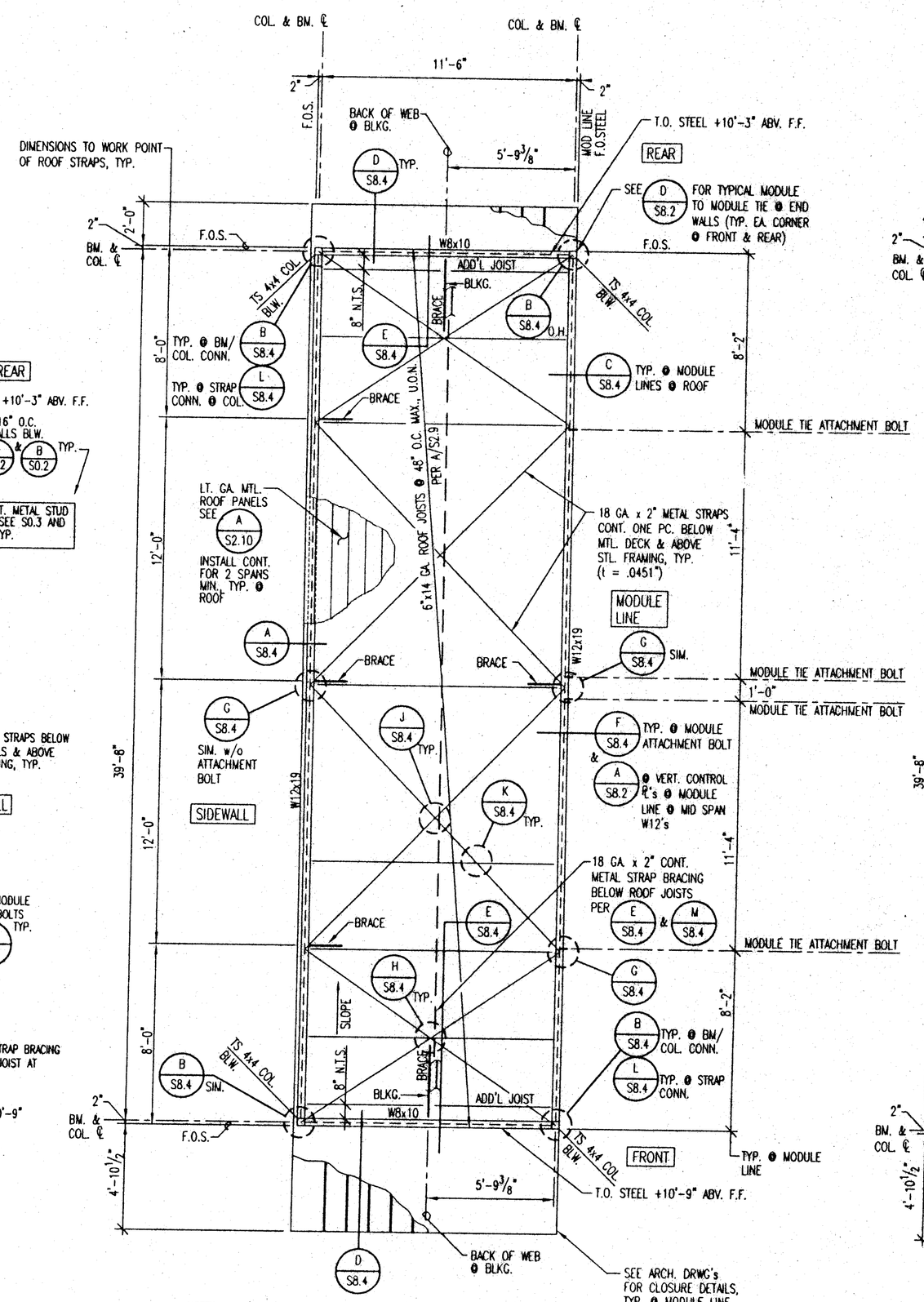

NOTES:
1. ROOF JOISTS SHALL BE UNPUNCHED LIGHT GAGE COLD FORMED STEEL JOISTS W/ MIN. PROPERTIES PER DETAIL A/S2.9.
2. PLACE NATURAL CAMBER OF W12 BEAMS UPWARD, TYPICAL.

2 S2.10 TYP. ROOF PLAN - SIDEWALL MODULE
SCALE: 1/4"=1'-0" (AS SHOWN OR O.H.)

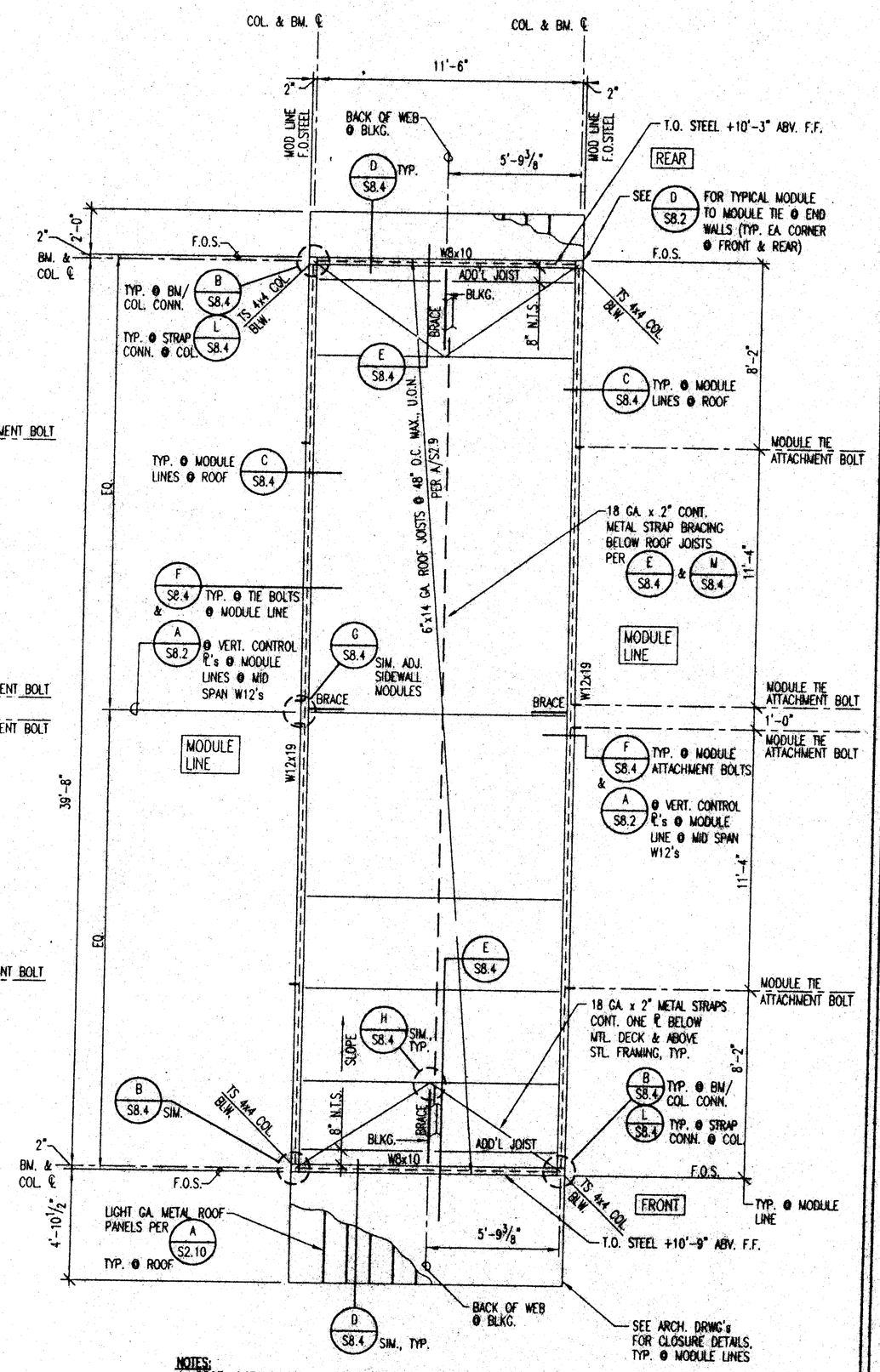

NOTES:
1. ROOF JOISTS SHALL BE UNPUNCHED LIGHT GAGE COLD FORMED STEEL JOISTS W/ MIN. PROPERTIES PER DETAIL A/S2.9.
2. PLACE NATURAL CAMBER OF W12 BEAMS UPWARD, TYPICAL.

3 S2.10 TYP. ROOF PLAN - CENTER MODULE
SCALE: 1/4"=1'-0"

NOTE: SEE S0.3 AND S8.3 FOR ALTERNATE DETAILS FOR METAL STUD WALL ALTERNATE

THESE DRAWINGS AND / OR SPECIFICATIONS AND / OR CALCULATIONS FOR THE ITEMS LISTED BELOW HAVE BEEN PREPARED BY OTHER DESIGN PROFESSIONALS WHO ARE LICENSED AND AUTHORIZED TO PREPARED SUCH DRAWINGS IN THIS STATE. THESE DOCUMENTS HAVE BEEN EXAMINED BY ME AND HAVE BEEN FOUND TO MEET THE APPROPRIATE REQUIREMENTS OF TITLE 24, CALIFORNIA CODE OF REGULATIONS AND THE PROJECT SPECIFICATIONS PREPARED BY ME.
THE ITEMS LISTED BELOW ARE ACCEPTABLE FOR INCORPORATION INTO THE CONSTRUCTION OF THIS PROJECT FOR WHICH I AM THE INDIVIDUAL DESIGNATED TO BE IN GENERAL RESPONSIBLE CHARGE (OR FOR WHICH I HAVE BEEN DELIGATED RESPONSIBILITY FOR THIS PORTION OF THE WORK).
LIST ITEMS REVIEWED AND ACCPTED. (FOR DRAWINGS, A LIST OF ALL ACCEPTED DRAWINGS ARE TO BE ATTACHED).

LICENSED ARCHITECT STEPHEN J. CORNY No. C-16786 EXP. 11/30/01 STATE OF CALIFORNIA

STEPHEN J. CORNY, AIA DATE 08/24/00
LICENSE # C-16786
EXP. DATE 11/30/01

IDENTIFICATION STAMP
DIV. OF THE STATE ARCHITECT
APPROVED
AC ___ FLS ___ SS ___
DATE FEB 22 2001

IDENTIFICATION STAMP
DIV. OF THE STATE ARCHITECT
OFFICE OF REGULATION SERVICES
PC-374
AC ___ FLS ___ SS 583
DATE 10-24-97

36'x40' BLDG. AND 48'x40' BLDG.

DESIGN (1995 CBC)			
ROOF LINE LOAD	=	20	PSF (SNOW)
FLOOR LINE LOAD	=	50 (100 AT)	PSF
WIND	=	75	MPH EXP C
SEISMIC ZONE	=	4	

REVISIONS	BY

PACESETTER INDUSTRIES, INC.
P.O. BOX 1131, MODESTO, CA 95353 (209) 521-1600
36x40 ~~& 48x40~~ RELOCATABLE BUILDINGS
ROOF PLANS FOR METAL ROOF PANEL - ALTERNATE

REGISTERED PROFESSIONAL ENGINEER BRUCE D. DOIG No. 2522 STRUCTURAL STATE OF CALIFORNIA
EXPIRES 3-31-00

ANDERSON & DOIG STRUCTURAL ENGINEERS
A CALIFORNIA CORPORATION
3838 N. FRUCE LANE, STE 190, SACRAMENTO, CA 95827-2511
(916) 366-9622 FAX (916) 366-9633

DRAWN	KE
CHECKED	BD/JEM
DATE	10-3-97
SCALE	AS NOTED
JOB NO.	97055 4840
SHEET	S2.10
OF	SHEETS

D:\PROJECTS\PROJ_97\97055_4840\S2_10.dwg Fri Oct 03 16:18:23 1997