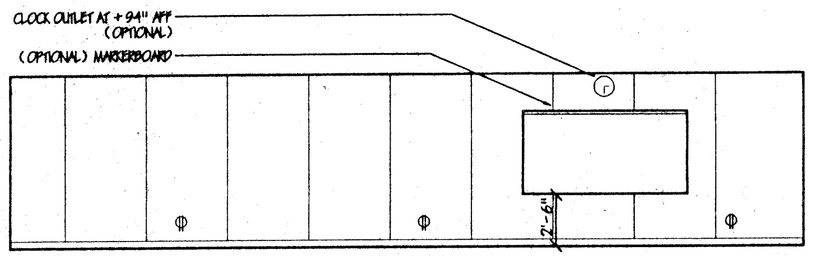

RIGHT SIDE

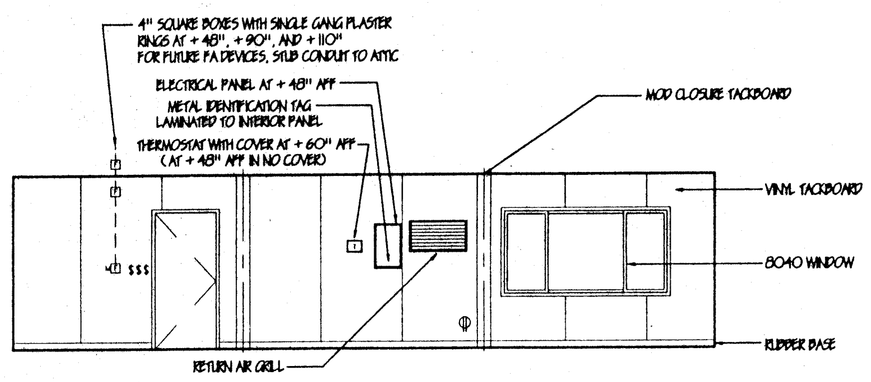

REAR

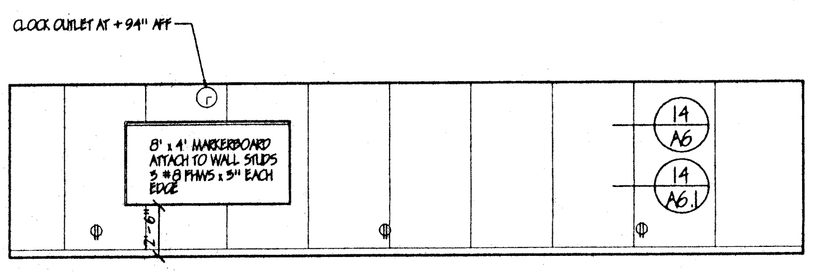

LEFT SIDE

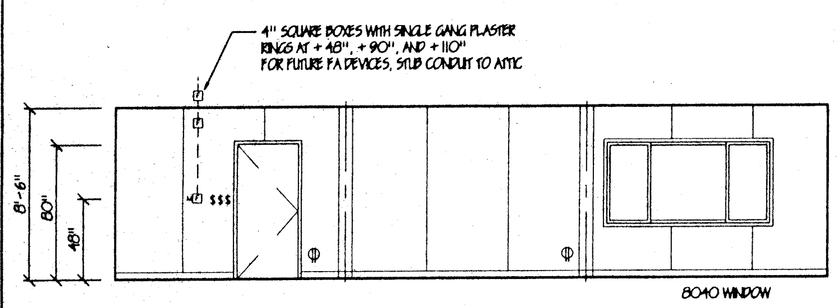

FRONT ALT.

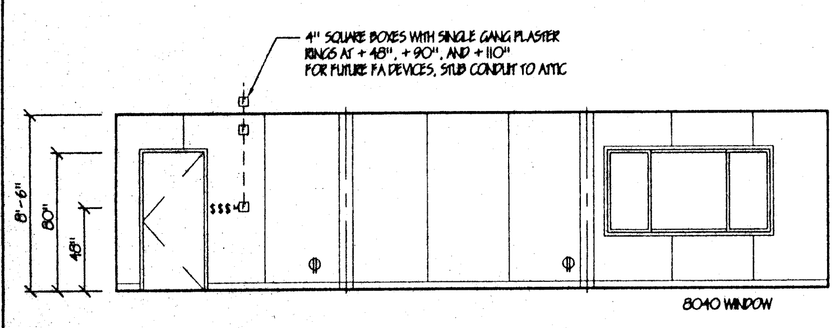

FRONT

36'x40' INTERIOR ELEVATIONS

SCALE: 3/16"=1'-0"

(REVERSE SIMILAR)

THESE DRAWINGS AND / OR SPECIFICATIONS AND / OR CALCULATIONS FOR THE ITEMS LISTED BELOW HAVE BEEN PREPARED BY OTHER DESIGN PROFESSIONALS WHO ARE LICENSED AND AUTHORIZED TO PREPARED SUCH DRAWINGS IN THIS STATE. THESE DOCUMENTS HAVE BEEN EXAMINED BY ME AND HAVE BEEN FOUND TO MEET THE APPROPRIATE REQUIREMENTS OF TITLE 24, CALIFORNIA CODE OF REGULATIONS AND THE PROJECT SPECIFICATIONS PREPARED BY ME.
THE ITEMS LISTED BELOW ARE ACCEPTABLE FOR INCORPORATION INTO THE CONSTRUCTION OF THIS PROJECT FOR WHICH I AM THE INDIVIDUAL DESIGNATED TO BE IN GENERAL RESPONSIBLE CHARGE (OR FOR WHICH I HAVE BEEN DELIGATED RESPONSIBILITY FOR THIS PORTION OF THE WORK).
LIST ITEMS REVIEWED AND ACCEPTED. (FOR DRAWINGS, A LIST OF ALL ACCEPTED DRAWINGS ARE TO BE ATTACHED).

LICENSED ARCHITECT STEPHEN J. GEIGER No. C-16788 EXP. 11/30/01 STATE OF CALIFORNIA

STEPHEN J. GEIGER, AIA — DATE 8/1/00

LICENSE # C-16788

EXP. DATE 11/30/01

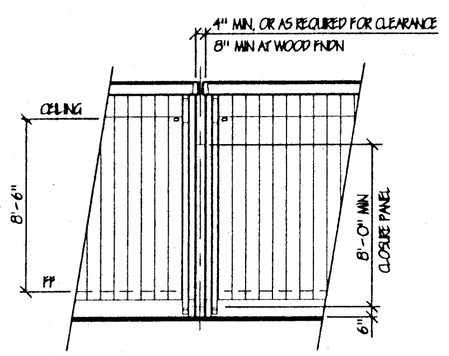

CLOSURE FOR ADJACENT UNITS REAR

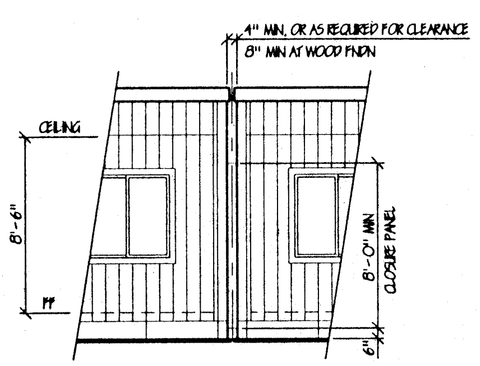

CLOSURE FOR ADJACENT UNITS FRONT

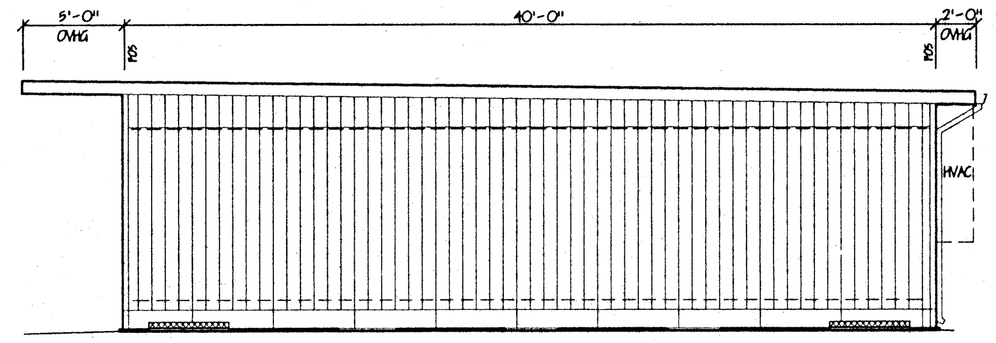

RIGHT SIDE

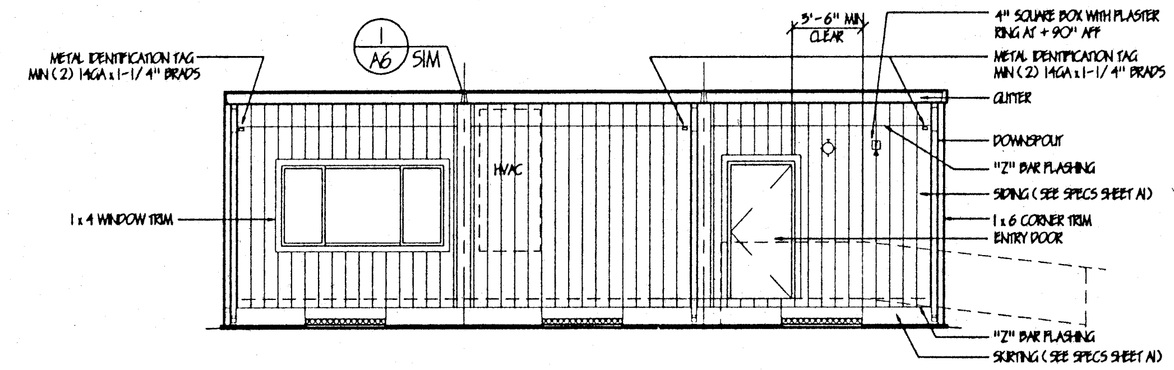

REAR

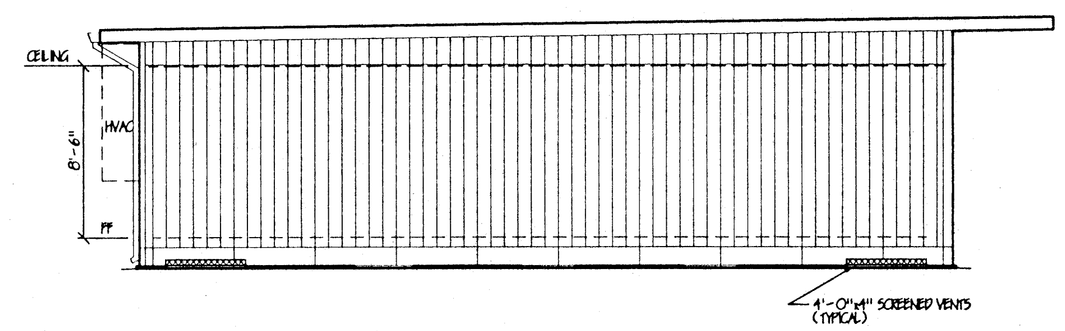

LEFT SIDE

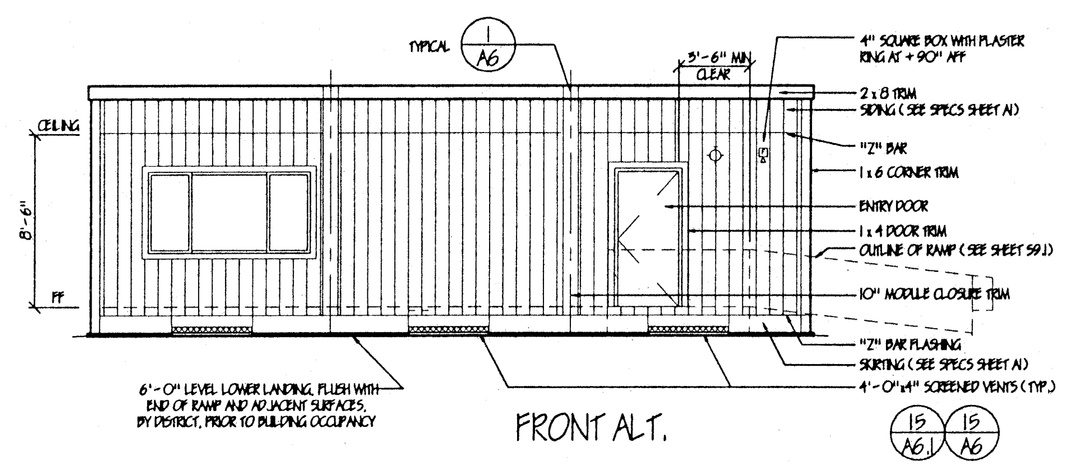

FRONT ALT.

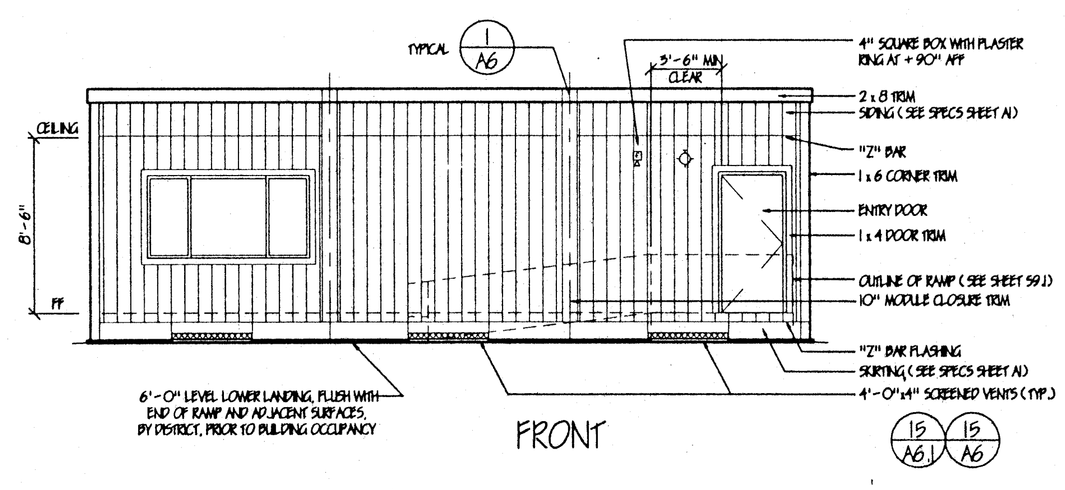

FRONT

36'x40' EXTERIOR ELEVATIONS

SCALE: 3/16"=1'-0"

(REVERSE SIMILAR)

GENERAL NOTES

ALL FINISHES SHALL COMPLY WITH CBC CHAPTERS 3, 6, 7, 8, AND 10.

PROVIDE FOR UNDERFLOOR VENTILATION IN ACCORDANCE WITH CBC 2517.7:
1 SQUARE FOOT OF VENTILATION IS REQUIRED FOR EACH 150 SQUARE FEET OF UNDERFLOOR AREA.

TOTAL VENTILATION REQUIRED:
35'-6"x40'-0" = 1,420 SF / 150 = 9.47 SF

TOTAL VENTS REQUIRED:
WOOD PAD FOUNDATION - 10 AT 4'-0"x 4"
CONCRETE FOUNDATION - 10 AT 4'-0"x 4"

VENTS SHALL BE LOCATED TO AVOID FOUNDATION PADS OR CONCRETE WORK. REFER TO SPECIFIC SITE PLANS FOR ACTUAL LOCATIONS.

OPENINGS SHALL BE LOCATED AS CLOSE TO CORNERS AS PRACTICAL AND SHALL PROVIDE CROSS VENTILATION. THE REQUIRED AREA OF OPENINGS SHALL BE EQUALLY DISTRIBUTED ALONG THE LENGTH OF AT LEAST TWO OPPOSITE SIDES.

VENTS SHALL BE CORROSION RESISTANT WIRE MESH WITH MESH OPENINGS OF 1/ 4 INCH.

ABBREVIATIONS:

HM	HOLLOW METAL
AL OR ALUM.	ALUMINUM
NR	NOT RATED
NO.	NUMBER
MIN.	MINIMUM
MAX.	MAXIMUM
AFF	ABOVE FINISH FLOOR
OVHG	OVERHANG
PR	PAIR

LEGEND

(F)	CLOCK OUTLET
(D)	DUPLEX OUTLETS
[T]	THERMOSTAT
$	SWITCH
$T	TIMER SWITCH
[J]	JUNCTION BOX FOR FA SYSTEM
[J]	JUNCTION BOX FOR MANUAL FA PULL STATION

APPROVALS

IDENTIFICATION STAMP
DIV. OF THE STATE ARCHITECT
OFFICE OF REGULATION SERVICES

PC 374

AD. FLR. DATE

NORMAN A. GEIGER
AIA, CSI, CDT, ICBO
P.O. BOX 41054
Sacramento, CA 95841
(916) 332-2453 FAX
(916) 332-2453 PHONE

GRAFICS ARCHITECTURAL SERVICES
GEIGER

PACESETTER INDUSTRIES, INC.

P.O. BOX 1131, MODESTO, CA 95353 (209) 521-1600

36x40 RELOCATABLE BUILDING

SHEET CONTENTS:
GENERAL NOTES
LEGEND
EXTERIOR ELEVATIONS
INTERIOR ELEVATIONS
CLOSURE PANEL ELEVATIONS

DATE:	OCTOBER 22S, 1997
DRAWING SCALE:	AS SHOWN
PROJECT NUMBER:	97-05
SHEET	A3
OF	

COMPUTER SCALE 3/16"=1'-0