ROOM FINISH SCHEDULE

NO.	ROOM OR AREA NAME	FINISHES FLOOR	BASE	WALLS				CEILING	CEILING HEIGHT	NOTES
101	CLASSROOM	F-1/F-2	B-1	W-1	W-1	W-1	W-1	C-1	8'-6"	

FINISH SCHEDULE LEGEND (SEE SPECS SHEET N):

CARPET (F-1) COMPLY WITH STATE OF CALIFORNIA STANDARD SPECIFICATIONS, COMPLYING WITH GROUP 1, TYPE A OR TYPE B, CLASS 2, DENSITY 4600, DIRECT GLUE DOWN.

BASE (B-1) VOPSET RUBBER BASE, IN MIN. 4' LENGTHS BURNE OR EQUAL

VCT (F-2) ARMSTRONG STANDARD OR EXCELON OR EQUAL

WALLS (W-1) 1/2" VINYL COVERED FACEBOARD, CLASS II, OVER 1/2" GYPSUM BOARD BACKING

CEILING (C-1) ACCOUSTICAL LAY IN GRID CEILING PANELS

SV (F-2) COMPLY WITH STATE OF CALIFORNIA STANDARD SPECIFICATIONS, 0.90 GAUGE SHEET VINYL, COMPLYING WITH CLASS I FLAMMABILITY, DIRECT GLUE DOWN TYPE, WITH 6" COVED BASE.

WALLS (W-2) 1/8" FRP (FIBERGLASS REINFORCED PLASTIC), CLASS II, OVER 1/2" GYPSUM BOARD BACKING

WINDOW SCHEDULE

NO.	SINGLE GLAZE SLIDE-BY FRAME OPENING SIZE	TYPE	MATERIAL	FINISH	GLASS TYPE	DETAILS HEAD	JAMB	SILL	NOTES
A	8'-0"x4'-0"	XOX	ALUM.	ANODIZED	G-1	8/A2	9/A2	10/A2	ALUMINUM SCREENS ON OPERABLE PANES

G-1 (SEE SPECS SHEET N)

WINDOW TYPES

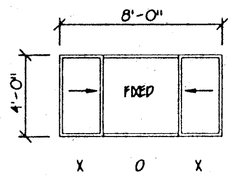

DOOR SCHEDULE

DOOR NO.	DOORS: FRAME OPENING SIZE	MATERIAL	TYPE	FIRE RATED	HARDWARE SET NO.	FRAMES: MATERIAL	TYPE	DETAILS HEAD	JAMB	THRESHOLD	JAMB DEPTH	NOTES
1	3'-0"x6'-8"	HM	A	NR	1A	HM	1	3/A6	4/A6	5/A6	5-1/4"	
2	3'-0"x6'-8"	HM	A	NR	1A	HM	1	3/A6	4/A6	5/A6	5-1/4"	

DOOR NOTES:
DOOR HARDWARE TO BE CENTERED AT 38" AFF.

HARDWARE TO BE OPERABLE FROM THE INSIDE WITHOUT ANY SPECIAL KNOWLEDGE OR EFFORT.

ALL DOORS SHALL BE 1-3/4" THICK.

DOOR TYPES

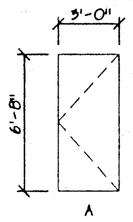

FRAME TYPES

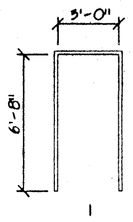

HARDWARE SCHEDULE: 1A (EXTERIOR DOORS)

LOCKSET	PANIC HARDWARE PRECISION 11LOCKD x 9L OR EQUAL (KEYED BY DISTRICT)
HINGES	1-1/2 PR HASPER 1279 BB, 4-1/2x4-1/2, OR EQUAL, WITH NON REMOVABLE PINS
CLOSER	NORTON 8500 BPDP OR EQUAL
THRESHOLD	PEMCO 270A OR EQUAL
DOOR BOTTOM	PEMCO 216AV OR EQUAL
WEATHERSTRIP	PEMCO 299AV OR EQUAL

GENERAL NOTES

METAL TAG ON ALL MODULES, MECHANICALLY ATTACHED TO EXTERIOR OF BUILDING TO SHOW DSA APPLICATION NUMBER, MANUFACTURES' NAME AND SERIAL NUMBER, AND ROOF AND FLOOR DESIGN LIVE LOADS.

INSULATION MATERIALS INSTALLED WITHIN FLOOR-CEILING ASSEMBLIES, ROOF-CEILING ASSEMBLIES, WALLS, CRAWL SPACES, OR ATTICS SHALL HAVE A FLAME SPREAD RATING NOT TO EXCEED 25 AND A SMOKE DENSITY NOT TO EXCEED 450.

WHEN MATERIALS ARE INSTALLED WITHIN CONCEALED SPACES, THE FLAME SPREAD AND SMOKE DEVELOPED LIMITATIONS DO NOT APPLY TO FACINGS IF THE FACINGS ARE INSTALLED IN SUBSTANTIAL CONTACT WITH THE UNEXPOSED SURFACES OF THE CEILING, FLOOR, OR WALL FINISHES. (SECTION 707.3 CBC)

ALL FINISHES SHALL COMPLY WITH CBC CHAPTERS 3, 6, 7, 8, AND 10

PREPARTION OF SUBFLOOR TO ACCEPT SPECIFIED FINISHES IS BY THE FLOORING SUBCONTRACTOR. ANY DEFORMITIES ENCOUNTED, DUE TO STANDARD CONSTRUCTION PRACTICES, SHALL BE FILLED AND SANDED BY FLOORING SUBCONTRACTOR. THE JOINT AT MODULE LINE SHALL NOT BE LARGER THAN 1/8" AND SHALL BE FILLED AND SANDED BY FLOORING SUBCONTRACTOR.

MINI HORN J BOXES LOCATED AS REQUIRED ABOVE PULL STATION AND/OR EXTERIOR AT +90" AFF

SYMBOLS

- A3 REAR — EXTERIOR ELEVATION (LOCATION: REAR; SHEET NUMBER: A3)
- A3 — EXTERIOR ELEVATION (SHEET NUMBER: A3; LOCATION: REAR)
- 101 — ROOM SYMBOL
- 4 — WINDOW SYMBOL
- 1 — DOOR SYMBOL
- CENTER LINE
- DUPLEX RECEPTICAL
- S — SWITCH
- $T — TIMER SWITCH
- FIRE EXTINGUISHER + 48" AFF MAX
- PULL STATION AND/OR JUNCTION BOX
- WP — MINI HORN AND/OR JUNCTION BOX
- WALL MOUNTED LIGHT FIXTURE

ABBREVIATIONS:

AFF	ABOVE FINISH FLOOR
AL OR ALUM	ALUMINUM
DS	DOWNSPOUT
FOS	FACE OF STUD
HM	HOLLOW METAL
MIN.	MINIMUM
MAX.	MAXIMUM
NO.	NUMBER
NR	NOT RATED
OVHG	OVERHANG
PR	PAIR
WP	WEATHERPROOF

BUILDING DATA

OCCUPANCY USE:	E-1
SIZE (36' x 40'):	1,440 SF
OCCUPANCY LOAD:	72
CONSTRUCTION TYPE:	V
FIRE RESISTANCE:	NOT RATED
ROOF LIVE LOAD:	20 PSF
FLOOR LIVE LOAD:	50 PSF
FLOOR LIVE LOAD:	100 PSF ALT.
WIND:	75 MPH EXP C
SEISMIC ZONE:	4

APPROVALS

IDENTIFICATION STAMP
DIV. OF THE STATE ARCHITECT
OFFICE OF REGULATION SERVICES
PC 374
DATE 10-27-97

NORMAN A. GEIGER
AIA, CSI, CDT, ICBO
P.O. BOX 41054
Sacramento, CA 95841
(916) 332-2453 FAX
(916) 332-2453 PHONE

GRAFICS ARCHITECTURAL SERVICES
GEIGER

PACESETTER INDUSTRIES, INC.
2507 HERITAGE LANE, ATWATER, CA 95301 (209) 725-1600

36x40 RELOCATABLE BUILDING

SHEET CONTENTS:
FLOOR PLAN
ALT. ROOF PLAN
DOOR SCHEDULE AND NOTES
WINDOW SCHEDULE
FINISH SCHEDULE
SYMBOLS AND ABBREVIATIONS
GENERAL NOTES
DETAILS

DATE:	OCTOBER 23, 1997
DRAWING SCALE:	AS SHOWN
PROJECT NUMBER:	97-09
SHEET	A2.1
OF	

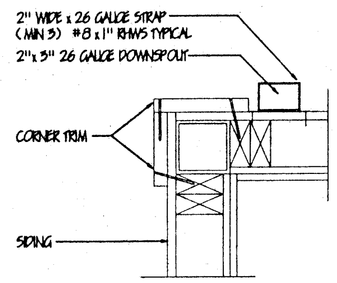

DOWNSPOUT SCALE: 1-1/2"=1'-0"

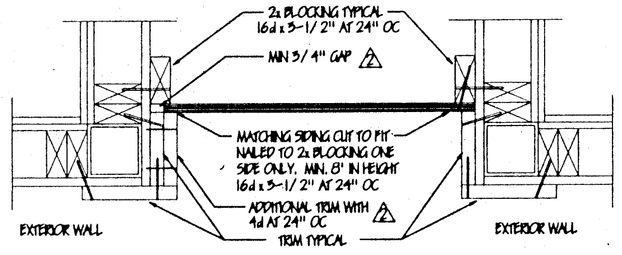

CLOSURE FOR ADJACENT UNITS SCALE: 1-1/2"=1'-0"

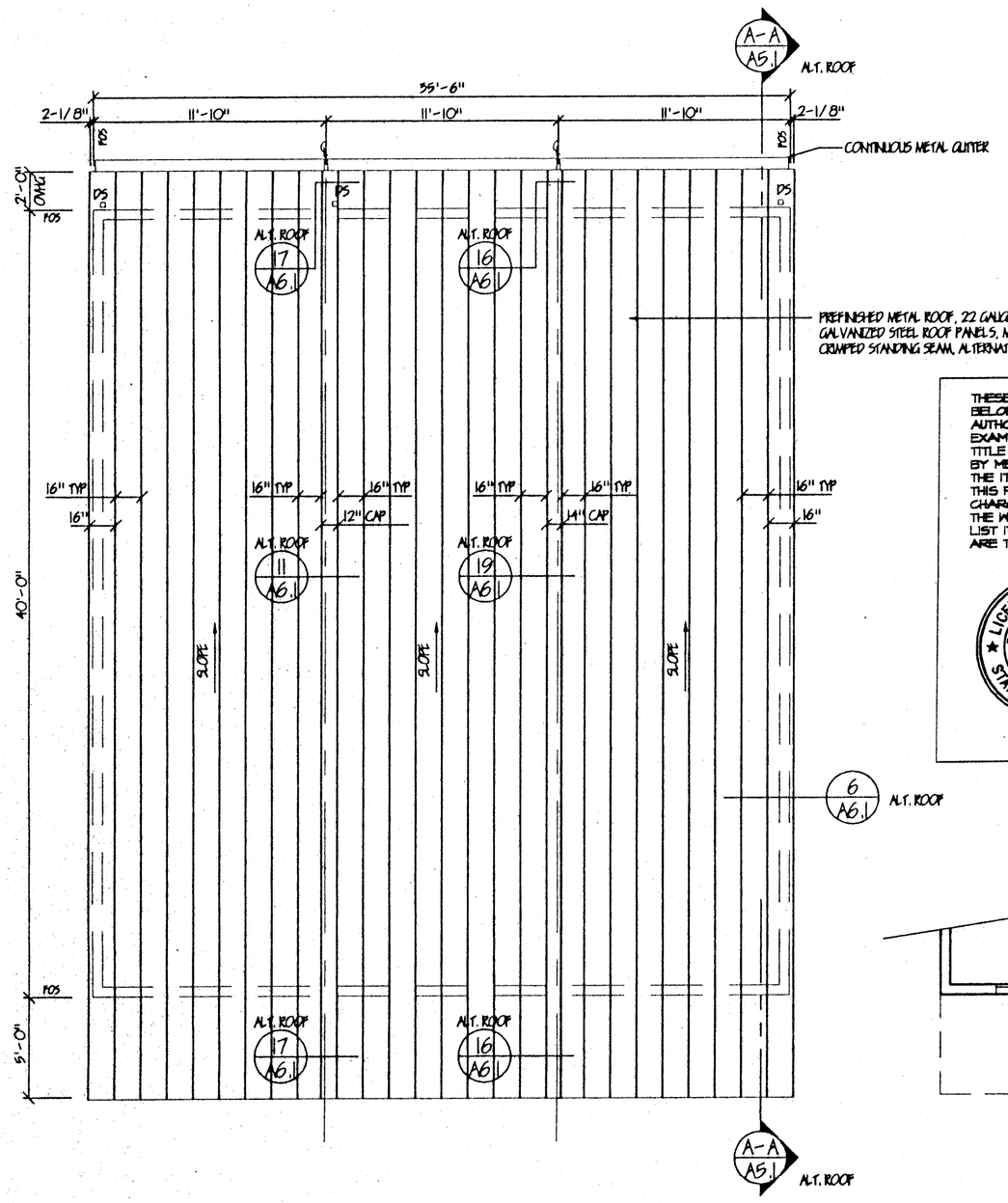

36'x40' BUILDING ROOF PLAN SCALE: 3/16"=1'-0"

(REVERSE PLAN SIMILAR)

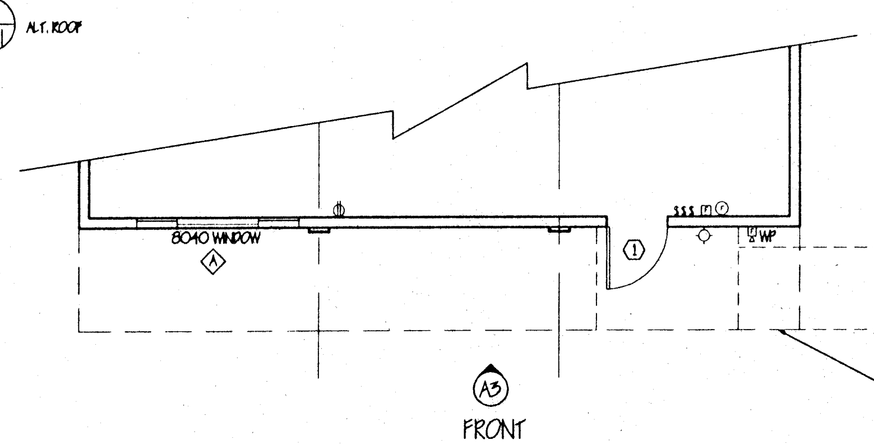

36'x40' ALT. ENTRY SCALE: 3/16"=1'-0"

(REVERSE PLAN SIMILAR)

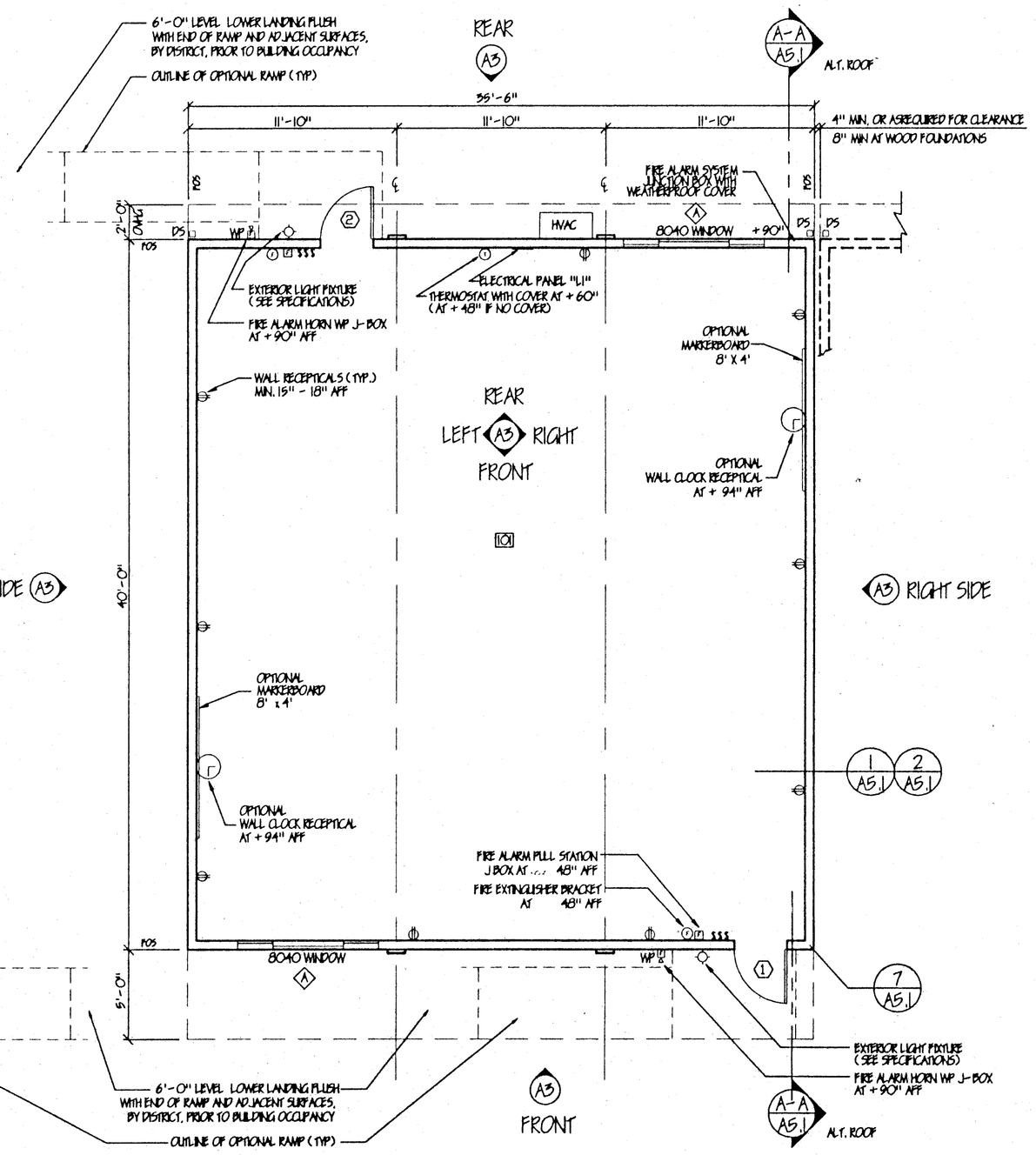

36'x40' BUILDING FLOOR PLAN SCALE: 3/16"=1'-0"

(REVERSE PLAN SIMILAR)

THESE DRAWINGS AND / OR SPECIFICATIONS AND / OR CALCULATIONS FOR THE ITEMS LISTED BELOW HAVE BEEN PREPARED BY OTHER DESIGN PROFESSIONALS WHO ARE LICENSED AND AUTHORIZED TO PREPARED SUCH DRAWINGS IN THIS STATE. THESE DOCUMENTS HAVE BEEN EXAMINED BY ME AND HAVE BEEN FOUND TO MEET THE APPROPRIATE REQUIREMENTS OF TITLE 24, CALIFORNIA CODE OF REGULATIONS AND THE PROJECT SPECIFICATIONS PREPARED BY ME.
THE ITEMS LISTED BELOW ARE ACCEPTABLE FOR INCORPORATION INTO THE CONSTRUCTION OF THIS PROJECT FOR WHICH I AM THE INDIVIDUAL DESIGNATED TO BE IN GENERAL RESPONSIBLE CHARGE (OR FOR WHICH I HAVE BEEN DELIGATED RESPONSIBILITY FOR THIS PORTION OF THE WORK).
LIST ITEMS REVIEWED AND ACCEPTED. (FOR DRAWINGS, ALIST OF ALL ACCEPTED DRAWINGS ARE TO BE ATTACHED).

LICENSED ARCHITECT STEPHEN J. CORBIN No. C-16788 REN. 11/30/01 STATE OF CALIFORNIA

[redacted], ICARB, AIA DATE [redacted]

LICENSE # C-16788

EXP. DATE 11/30/01