ROOM FINISH SCHEDULE

NO.	ROOM OR AREA NAME	FINISHES: FLOOR	BASE	WALLS				CEILING	CEILING HEIGHT	NOTES
101	CLASSROOM	CARPET	RUBBER	W-1	W-1	W-1	W-1	C-1	8'-6"	
102	RESTROOM	SV	SV	W-2	W-2	W-2	W-2	C-1	8'-6"	

FINISH SCHEDULE LEGEND (SEE SPECS SHEET A1):

CARPET (F-1) COMPLY WITH STATE OF CALIFORNIA STANDARD SPECIFICATIONS, COMPLYING WITH GROUP I, TYPE A OR TYPE B, CLASS 2, DENSITY 4600, DIRECT GLUE DOWN.

BASE (B-1) TOPSET RUBBER BASE, IN MIN. 4' LENGTHS BURNS OR EQUAL. ARMSTRONG STANDARD OR EXCELON OR EQUAL.

VCT (F-2) COMPLY WITH STATE OF CALIFORNIA STANDARD SPECIFICATIONS, CRD GAUGE SHEET VINYL. COMPLYING WITH CLASS I FLAMMABILITY, DIRECT GLUE DOWN TYPE, WITH 6" COVED BASE.

WALLS (W-1) 1/2" VAHL COVERED TACKBOARD, CLASS II, OVER 1/2" GYPSUM BOARD BACKING

WALLS (W-2) 1/8" FRP (FIBERGLASS REINFORCED PLASTIC), CLASS II, OVER 1/2" GYPSUM BOARD BACKING

CEILING (C-1) ACOUSTICAL LAY IN GRID CEILING PANELS

SV (F-2) COMPLY WITH STATE OF CALIFORNIA STANDARD SPECIFICATIONS, CRD GAUGE SHEET VINYL. COMPLYING WITH CLASS I FLAMMABILITY, DIRECT GLUE DOWN TYPE, WITH 6" COVED BASE.

"MARLITE" OR EQUAL (STANDARD) OR (OPTIONAL)

G-1 (SEE SPECS SHEET A1)

WINDOW SCHEDULE

SINGLE GLAZE SLIDE-BY

NO.	FRAME OPENING SIZE	TYPE	MATERIAL	FINISH	GLASS TYPE	DETAILS: HEAD	JAMB	SILL	NOTES
A	8'-0"x4'-0"	XOX	ALUM.	ANODIZED	G-1	8/A2	9/A2	10/A2	ALUMINUM SCREENS ON OPERABLE PANES

DOOR SCHEDULE

DOOR NO.	DOORS: FRAME OPENING SIZE	MATERIAL	TYPE	FIRE RATED	HARDWARE SET NO.	FRAMES: MATERIAL	TYPE	DETAILS: HEAD	JAMB	THRESHOLD	JAMB DEPTH	NOTES
1	3'-0"x6'-8"	HM	A	NR	1A	HM	1	5/A6	4/A6	5/A6	5-1/4"	
2	3'-0"x6'-8"	HM	A	NR	2A	HM	1	10/A6	20/A6	21/A6	5-1/4"	HC SIGNAGE

DOOR NOTES:
DOOR HANDLES FOR LOCKSETS TO BE CENTERED AT 36" AFF.
HARDWARE TO BE OPERABLE FROM THE INSIDE WITHOUT ANY SPECIAL KNOWLEDGE OR EFFORT. LEVERS TO RETURN TO WITHIN 1/2" OF DOOR.
ALL DOORS SHALL BE 1-3/4" THICK.

HARDWARE SCHEDULE: 1A (EXTERIOR DOORS)
LOCKSET SCHLAGE D70, CLASSROOM, OR EQUAL, TO MATCH DISTRICT WITH LEVER (REVIEW BY DISTRICT)
BUTTS 1-1/2 PR HAGER 1279 BB, 4-1/2x4-1/2, OR EQUAL, WITH NON REMOVABLE PINS
CLOSER NORTON 8601 PRPT OR EQUAL
THRESHOLD PEMCO 171A OR EQUAL
DOOR BOTTOM PEMCO 216AV OR EQUAL
WEATHERSTRIP PEMCO 299AV OR EQUAL

HARDWARE SCHEDULE: 2A (INTERIOR DOORS)
LOCKSET SCHLAGE D70, CLASSROOM, OR EQUAL, TO MATCH DISTRICT WITH LEVER (REVIEW BY DISTRICT)
BUTTS 1-1/2 PR HAGER 1279 BB, 4-1/2x4-1/2, OR EQUAL, WITH NON REMOVABLE PINS
THRESHOLD TRANSITION STRIP AS REQUIRED
5V TO VCT
5V TO CARPET

HC SIGNAGE:
1/4" THICK EQUAL LATERAL TRIANGLE WITH 12" EDGES, VERTEX POINTING UP.
ONE 12" DIAMETER CIRCLE WITH WHEELCHAIR LOGO. SYMBOLS SHALL HAVE A COLOR AND GRAY VALUE DISTINCTLY DIFFERENT FROM COLOR AND GRAY VALUE OF DOOR.

GENERAL NOTES

METAL TAG ON ALL MODULES, MECHANICALLY ATTACHED TO EXTERIOR OF BUILDING TO SHOW FSA APPLICATION NUMBER, MANUFACTURERS NAME AND SERIAL NUMBER, AND ROOF AND FLOOR DESIGN LIVE LOADS.

INSULATION MATERIALS INSTALLED WITHIN FLOOR-CEILING ASSEMBLIES, ROOF-CEILING ASSEMBLIES, WALLS, CRAWL SPACES, OR ATTICS SHALL HAVE A FLAME SPREAD RATING NOT TO EXCEED 25 AND A SMOKE DENSITY NOT TO EXCEED 450.

WHEN MATERIALS ARE INSTALLED WITHIN CONCEALED SPACES, THE FLAME SPREAD AND SMOKE DEVELOPED LIMITATIONS DO NOT APPLY TO FACINGS IF THE FACINGS ARE INSTALLED IN SUBSTANTIAL CONTACT WITH THE UNEXPOSED SURFACES OF THE CEILING, FLOOR, OR WALL FINISHES. (SECTION 707.5 CBC)

ALL FINISHES SHALL COMPLY WITH CBC CHAPTERS 5, 6, 7, 8, AND 10

PREPARATION OF SUBFLOOR TO ACCEPT SPECIFIED FINISHES IS BY THE FLOORING SUBCONTRACTOR. ANY DEFORMITIES ENCOUNTERED, DUE TO STANDARD CONSTRUCTION PRACTICES, SHALL BE FILLED AND SANDED BY FLOORING SUBCONTRACTOR. THE JOINT AT MODULE LINE SHALL NOT BE LARGER THAN 1/8" AND SHALL BE FILLED AND SANDED BY FLOORING SUBCONTRACTOR.

MINI HORN J BOXES LOCATED AS REQUIRED ABOVE FULL STATION AND / OR EXTERIOR AT +90" AFF

IDENTIFICATION STAMP
DIV. OF THE STATE ARCHITECT
OFFICE OF REGULATION SERVICES
02 100838
AC FLS SS
DATE 12/10/98

SYMBOLS

- REAR — EXTERIOR ELEVATION LOCATION / SHEET NUMBER
- REAR — EXTERIOR ELEVATION SHEET NUMBER / LOCATION
- ROOM SYMBOL
- WINDOW SYMBOL
- DOOR SYMBOL
- CENTER LINE
- MINI-HORN
- DUPLEX RECEPTICAL
- SWITCH
- TIMER SWITCH
- FIRE EXTINGUISHER +48" AFF
- PULL STATION / JUNCTION BOX
- WP — STATION / JUNCTION BOX
- 'J' BOX FOR STROBE LIGHT
- WALL MOUNTED LIGHT FIXTURE

ABBREVIATIONS:

AFF	ABOVE FINISH FLOOR
AL OR ALUM	ALUMINUM
DS	DOWNSPOUT
FOS	FACE OF STUD
HM	HOLLOW METAL
MIN.	MINIMUM
MAX.	MAXIMUM
NO.	NUMBER
NR	NOT RATED
OVHG	OVERHANG
FR	FAN
WP	WEATHERPROOF

APPROVALS

IDENTIFICATION STAMP
DIV. OF THE STATE ARCHITECT
OFFICE OF REGULATION SERVICES
02 100845
AC FLS SS
DATE NOV 25 1998

IDENTIFICATION STAMP
DIV. OF THE STATE ARCHITECT
OFFICE OF REGULATION SERVICES
02 100537
AC FLS SS
DATE 7/1/98

IDENTIFICATION STAMP
DIV. OF THE STATE ARCHITECT
OFFICE OF REGULATION SERVICES
PC 330
AC FLS SS
DATE 12-17-97
NOV 20 1997 FEDERAL

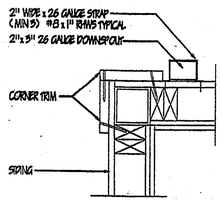

DOWNSPOUT

SCALE: 1-1/2"=1'-0"

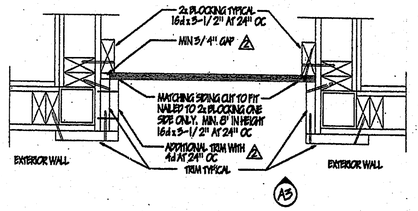

CLOSURE FOR ADJACENT UNITS

SCALE: 1-1/2"=1'-0"

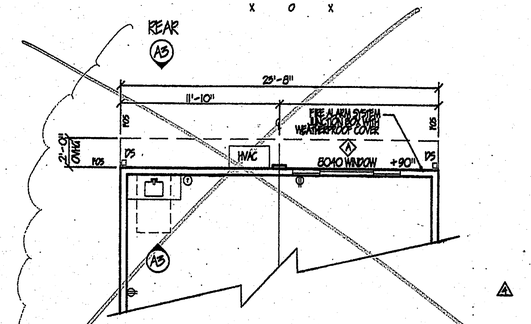

24'x40' ALT. SINK PLAN

SCALE: 3/16"=1'-0"

SEE SHEET P1.1 (REVERSE PLAN SIMILAR)

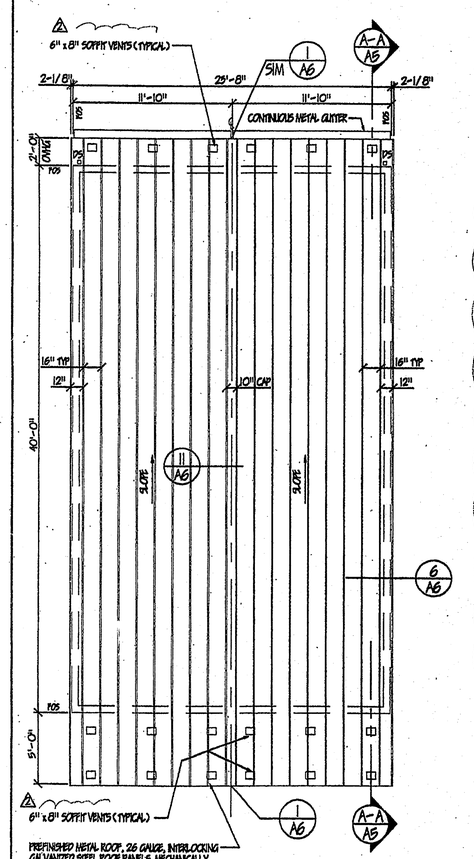

24'x40' BUILDING ROOF PLAN

SCALE: 3/16"=1'-0"

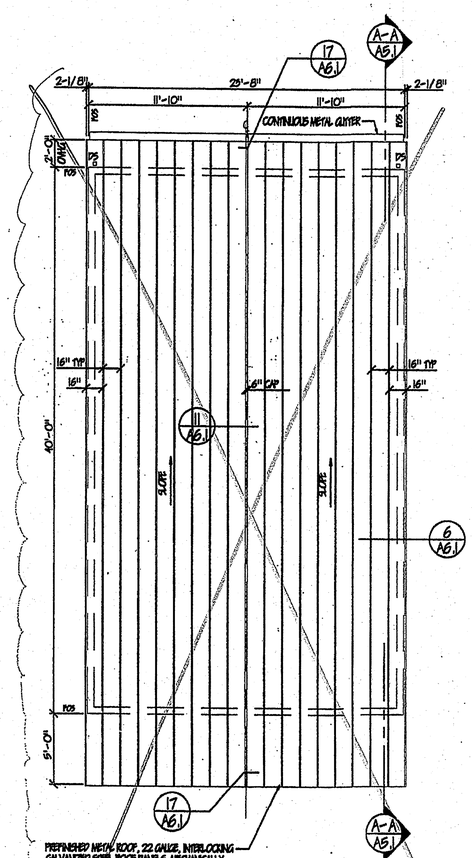

24'x40' ALT. ROOF PLAN

SCALE: 3/16"=1'-0"

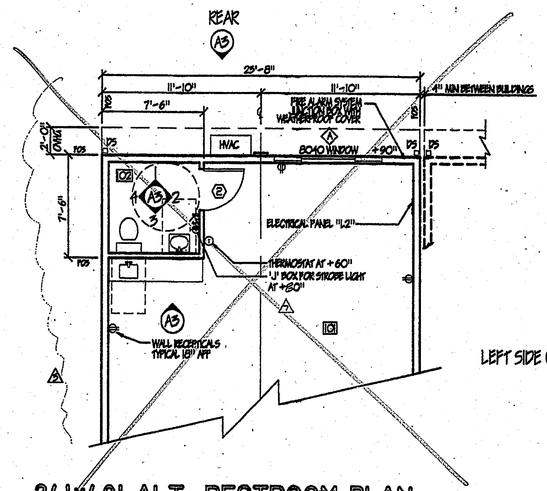

24'x40' ALT. RESTROOM PLAN

SCALE: 3/16"=1'-0"

SEE SHEET P1 (REVERSE PLAN SIMILAR)

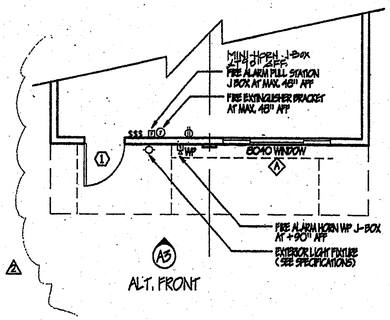

ALT. FRONT

24'x40' ALT. FRONT PLAN

SCALE: 3/16"=1'-0"

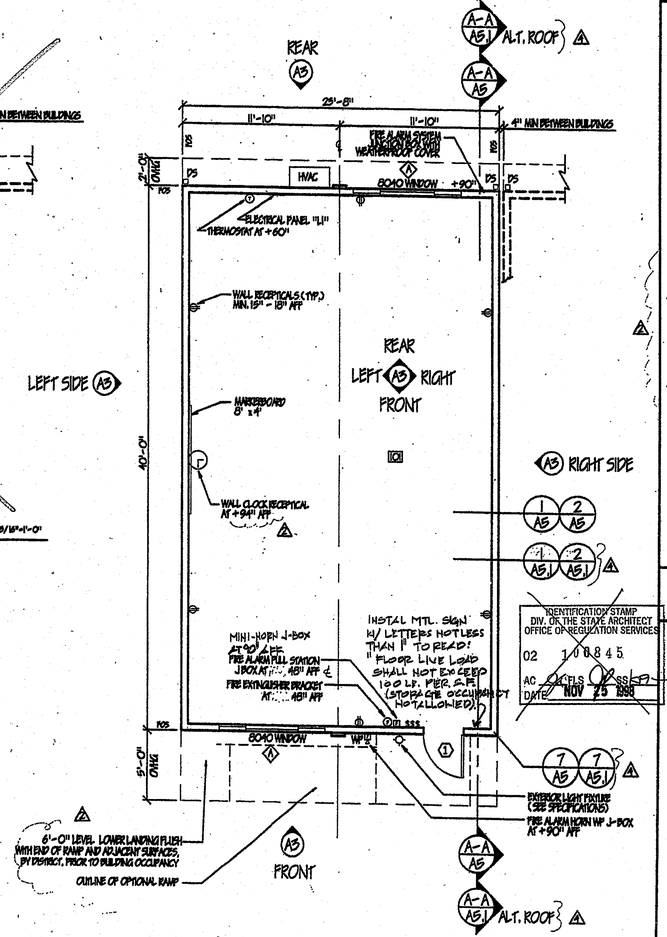

FRONT

24'x40' BUILDING FLOOR PLAN

PACESETTER INDUSTRIES, INC.
P.O. BOX 1131, MODESTO, CA 95353 (209) 521-1600

24x40 RELOCATABLE BUILDING

SHEET CONTENTS:
FLOOR PLAN, ALT. ENTRY PLAN
ALT. RESTROOM FLOOR PLAN
ROOF PLAN, ALT. ROOF PLAN
DOOR SCHEDULE AND NOTES
WINDOW AND FINISH SCHEDULE
SYMBOLS AND ABBREVIATIONS
GENERAL NOTES
DETAILS

DATE:		APRIL 28, 1997
REV. #1	1	MAY 15, 1997
REV. #2	2	JUNE 20, 1997
REV. #3	3	AUGUST 1, 1997
REV. #4	4	AUGUST 26, 1997
REV. #5	5	SEPT 23, 1997
	6	
8-27-97	7	12-7-97
DRAWING SCALE:		AS SHOWN
PROJECT NUMBER:		97-05
SHEET		A2