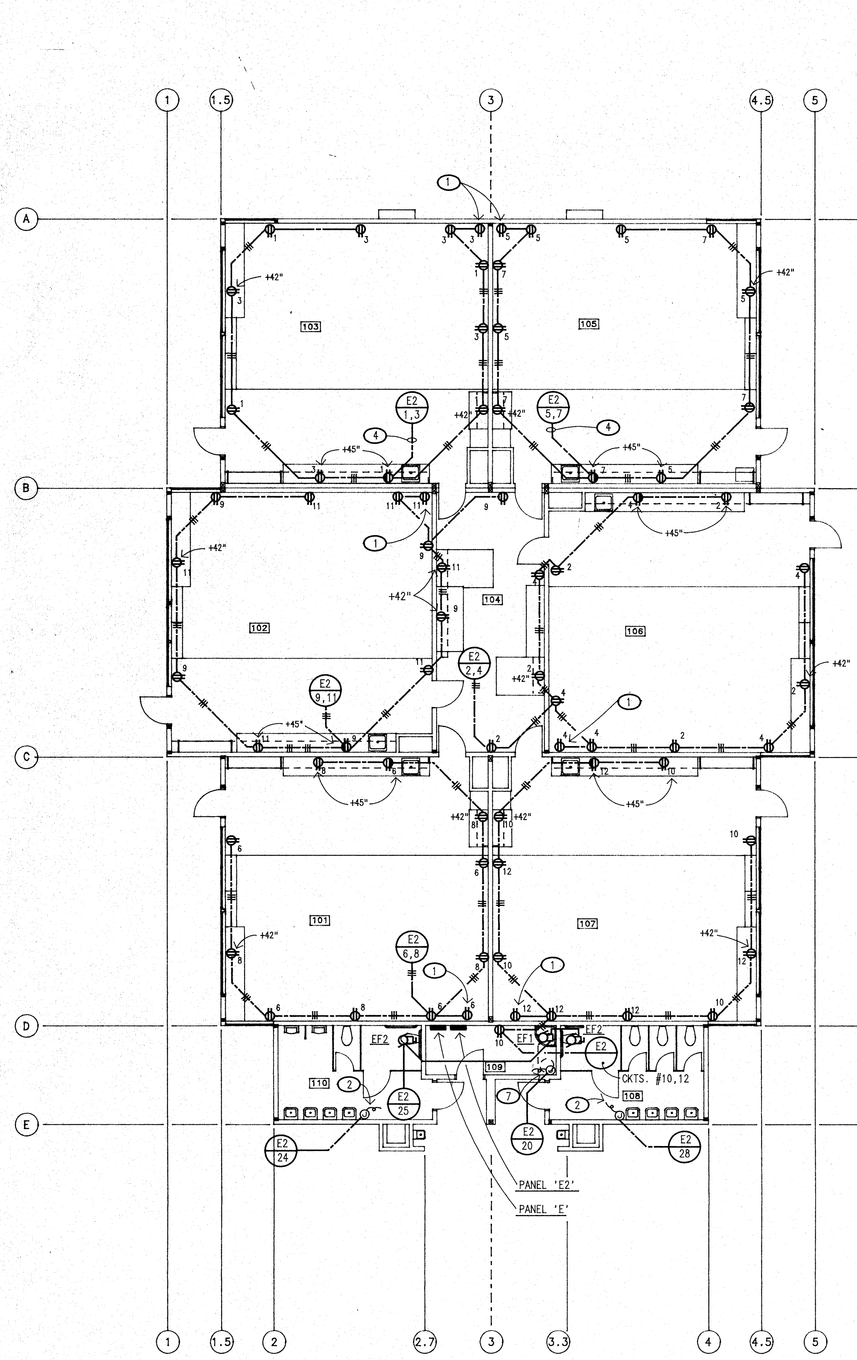

north

INTERMEDIATE CLASSROOM POWER PLAN 'E'

1/8" = 1'-0"

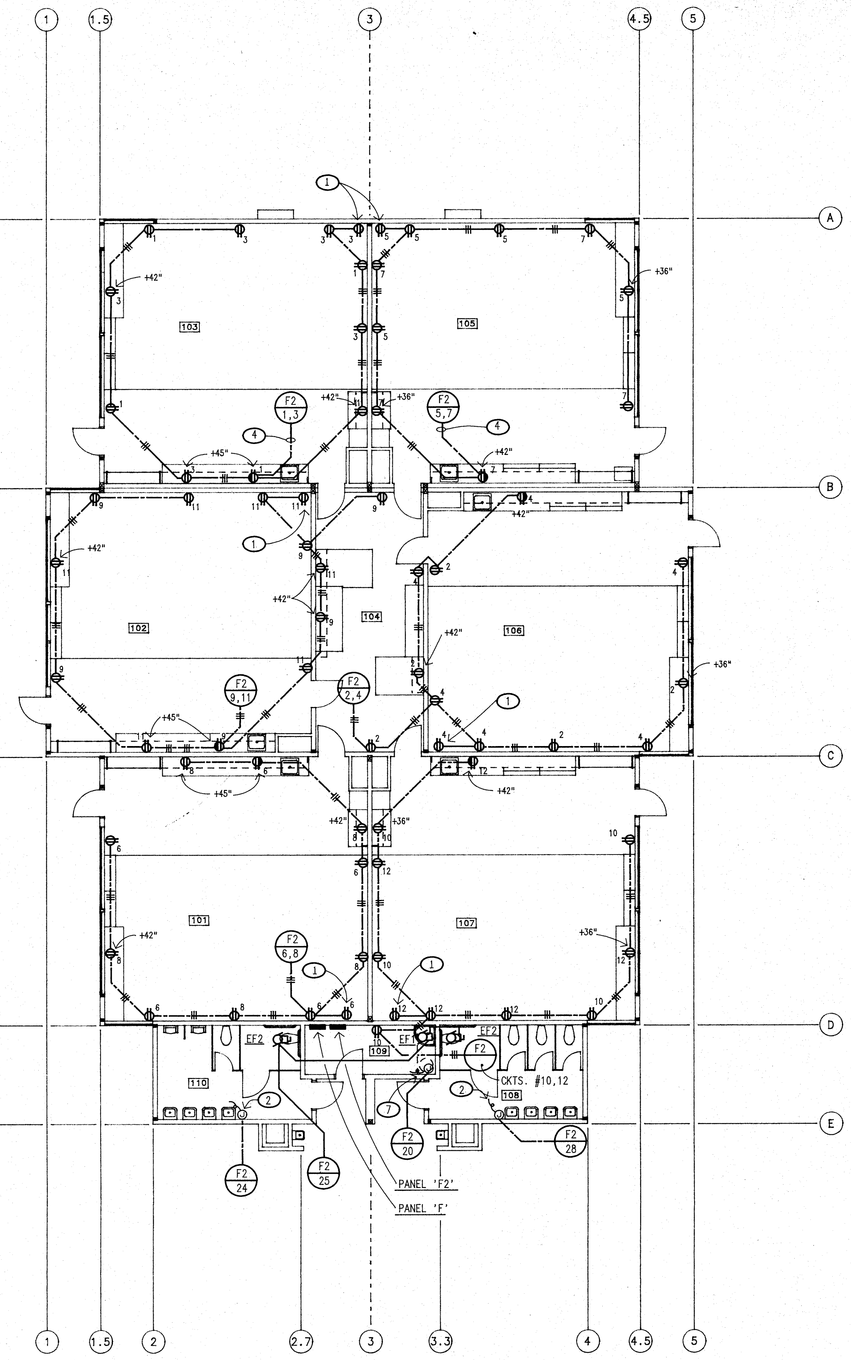

north

INTERMEDIATE / PRIMARY CLASSROOM POWER PLAN 'F'

1/8" = 1'-0"

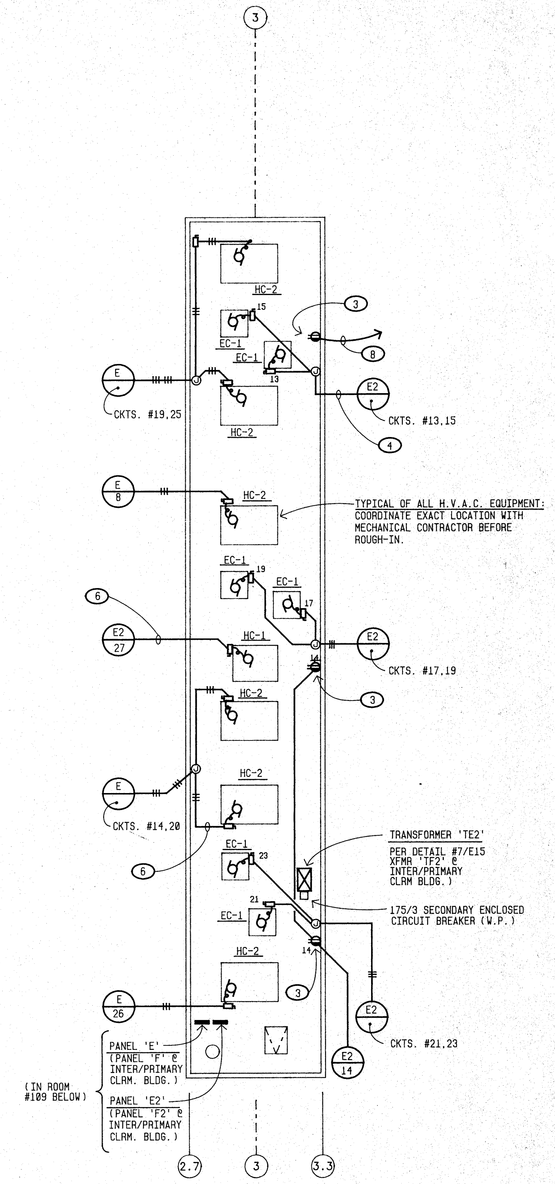

north

INTERMEDIATE CLASSROOM 'E'
PARTIAL ROOF ELECTRICAL PLAN

1/8" = 1'-0" (INTERMEDIATE/PRIMARY CLASSROOM 'F' SIMILAR)

NOTES (THIS SHEET ONLY):

1. MOUNT DUPLEX RECEPTACLE AT 12" BELOW CEILING ADJACENT TO TELEVISION OUTLET OR AS DIRECTED BY ARCHITECT.
2. CONNECT HAND DRYER, 208V 1ϕ 2000W. VERIFY EXACT LOCATION WITH ARCHITECT.
3. WEATHERPROOF G.F.C.I. DUPLEX RECEPTACLE ON ROOF. MOUNT TO SIDEWALL OF MECHANICAL WELL AT +24" ABOVE ROOF.
4. 3/4"C - 3 #10 +1 #12 GND. (THWN-CU).
5. TYPICAL OF ALL H.V.A.C. EQUIPMENT: ALL CONTROL CONDUIT AND WIRING SHALL BE FURNISHED AND INSTALLED BY THE CONTROLS CONTRACTOR.
6. 3/4"C - 2 #10 + 1 #10 GND (THWN-CU)
7. CONNECT ELECTRIC WATER HEATER WH-1, 120V 1500W.
8. CONNECT TO 120V PLUG CIRCUIT BELOW.

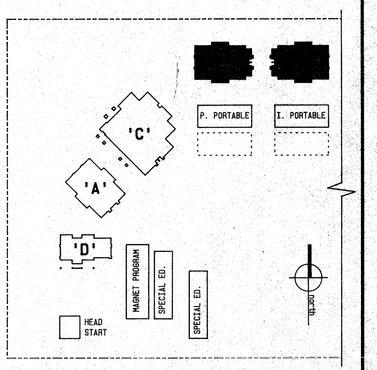

KEY PLAN

APPROVALS

APPROVED FIRE AND PANIC ONLY MAR 8 1993 SAN FRANCISCO FIELD OFFICE

OFFICE OF THE STATE ARCHITECT
ACCESS COMPLIANCE SECTION
APPLICATION PER W. ACD 8008:
59162 MAR 11 93
APPROVAL of this plan does not authorize or approve any omission or deviation from applicable regulations.
Reviewed by

IDENTIFICATION STAMP
Department of General Services
Office of the State Architect
PORTION 1
MAR 11 1993
Structural Safety Section
Appl. # A59162
Backchecked By

KLASSEN CORPORATION
Architecture
Planning
Construction
2021 Westwind Drive
Bakersfield, CA 93301
(805) 327-0875
(805) 327-5933 Fax

REGISTERED ARCHITECT L. PHIL KLASSEN C10401 Exp. 12/31/95 STATE OF CALIFORNIA

The above drawings and specifications and ideas, designs and arrangements represented thereby are and shall remain the property of the undersigned and shall not be used in other work and are not to be assigned to others or used on other jobs or projects other than the specific project for which they have been prepared and developed without the written consent of the architect. Visual contact with these drawings or specifications shall constitute conclusive evidence of acceptance of these restrictions.
Written dimensions on these drawings shall have precedence over scaled dimensions; contractors shall verify and be responsible for all dimensions and conditions on the job and this office must be notified of any variations from the dimensions and conditions shown by these drawings. Shop details must be submitted to this office for approval before proceeding with fabrication.

BAKERSFIELD CITY SCHOOL DISTRICT

MESA MARIN ELEMENTARY SCHOOL

BAKERSFIELD, CA.

Sheet title: INTERMEDIATE AND INTERMEDIATE/PRIMARY CLASSROOM POWER PLANS, BUILDINGS 'E' & 'F'

REGISTERED PROFESSIONAL ENGINEER Gerald Carrillo No. 7198 Exp. 9/30/93 Electrical STATE OF CALIFORNIA

Date:	Issued for:

Date:	Revisions:
10-94	A AS BUILTS

Drawn by: R.T.S.

Job no: 1223

Dgn. file:

Sheet: E.8

Sheet of: 17

Date: