NOTES (THIS SHEET ONLY):

1. MOUNT IN KNEE SPACE BELOW.
2. CONNECT TO 120v PLUG CIRCUIT BELOW.
3. PROVIDE TIMESWITCH AND WIRING (PER SPECS.) TO CONTROL LIGHTS ON CIRCUIT #A/7.
4. PROVIDE PHOTO CONTROL ON ROOF TO CONTROL LIGHTS ON CIRCUIT #A/9 RUN 1/2"C - 3 #12 TO PHOTO CONTROL.
5. CONNECT ELECTRIC WATER HEATER, 208v 1ph 4500w
6. MOUNT OUTLET IN CABINETRY AT +30" AS DIRECTED BY ARCHITECT.
7. TYPICAL WHERE TWO SWITCHES ARE SHOWN CONTROLLING 3 AND 4 LAMP FIXTURES:
   ONE SWITCH CONTROLS TWO OUTER LAMPS IN EACH FIXTURE.
   THE OTHER SWITCH CONTROLS REMAINING CENTER LAMP(S) IN EACH FIXTURE.
8. REFER TO OCCUPANCY SENSOR WIRING DIAGRAM, DETAIL #1/E2 FOR WIRING OF OCCUPANCY SENSOR SYSTEM.
9. RUN CONDUIT IN CABINETRY AS DIRECTED BY ARCHITECT.
10. 3/4"C - 2 #10 + 1 #10 GND (THHN-CU)

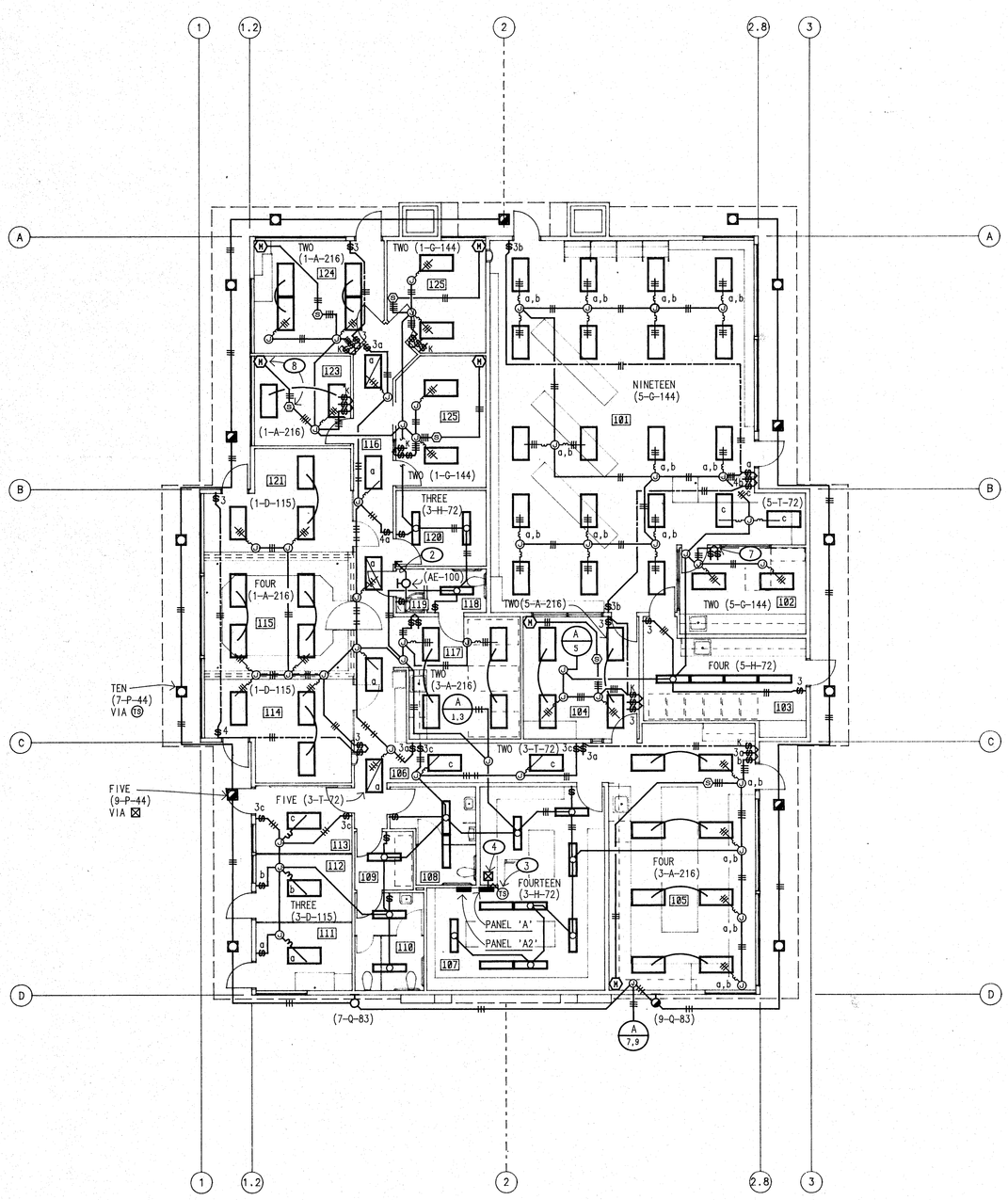

ADMINISTRATION / LIBRARY LIGHTING PLAN 'A'

1/8" = 1'-0"

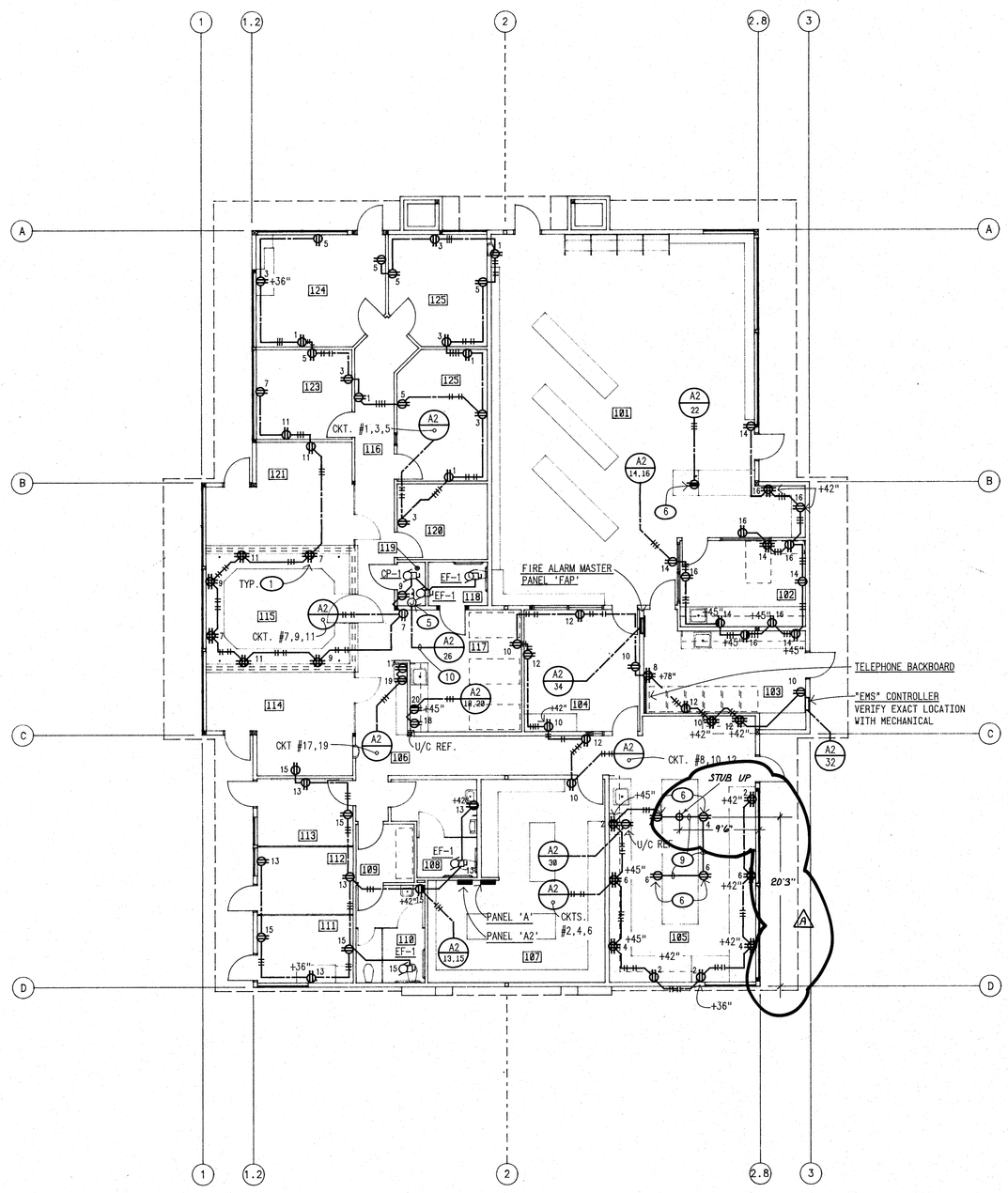

ADMINISTRATION / LIBRARY POWER PLAN 'A'

1/8" = 1'-0"

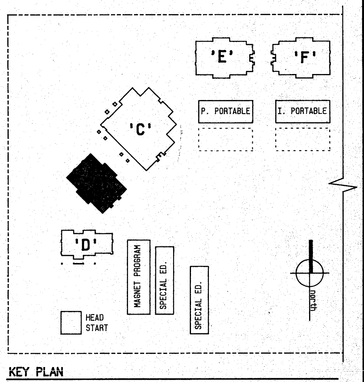

KEY PLAN

APPROVALS

RECEIVED MAR 8 1993

OFFICE OF THE STATE ARCHITECT
ACCESS COMPLIANCE SECTION
APPLICATION PER W. UID BOXES
E9152 MAR 11 93
APPROVAL of this plan does not determine or approve any omission or deviation from applicable regulations.
Reviewed by

IDENTIFICATION STAMP
Department of General Services
Office of the State Architect
PORTION 1
MAR 11 1993
Structural Safety Section
Appl. # 559162
Backchecked By

KLASSEN CORPORATION
Architecture
Planning
Construction
2021 Westwind Drive
Bakersfield, CA 93301
(805) 327-0875
(805) 327-5933 Fax

REGISTERED ARCHITECT L. PHIL KLASSEN #C10401 Exp. 1-31-95 STATE OF CALIFORNIA

The above drawings and specifications and ideas, designs and arrangements represented thereby are and shall remain the property of the architect and no part thereof shall be copied, disclosed to others or used in connection with any work or project other than the specific project for which they have been prepared and developed without the written consent of the architect. Visual contact with these drawings or specifications shall constitute conclusive evidence of acceptance of these restrictions.
Written dimensions on these drawings shall have precedence over scaled dimensions; contractors shall verify and be responsible for, all dimensions and conditions on the job and this office must be notified of any variations from the dimensions and conditions shown by these drawings. Shop details must be submitted to this office for approval before proceeding with fabrication.

BAKERSFIELD CITY SCHOOL DISTRICT
MESA MARIN ELEMENTARY SCHOOL
BAKERSFIELD, CA.

Sheet title: ADMIN. / LIBRARY LIGHTING AND POWER PLANS, BUILDING 'A'

REGISTERED PROFESSIONAL ENGINEER Gregg Carmichael Exp. 9/30/93 Electrical STATE OF CALIFORNIA

Date:	Issued for:

Date:	Revisions:
10-94	A AS BUILTS

Drawn by: R.T.S.
Job no: 1223
Dgn. file:
Sheet: E.5
Sheet of: 17
Date: