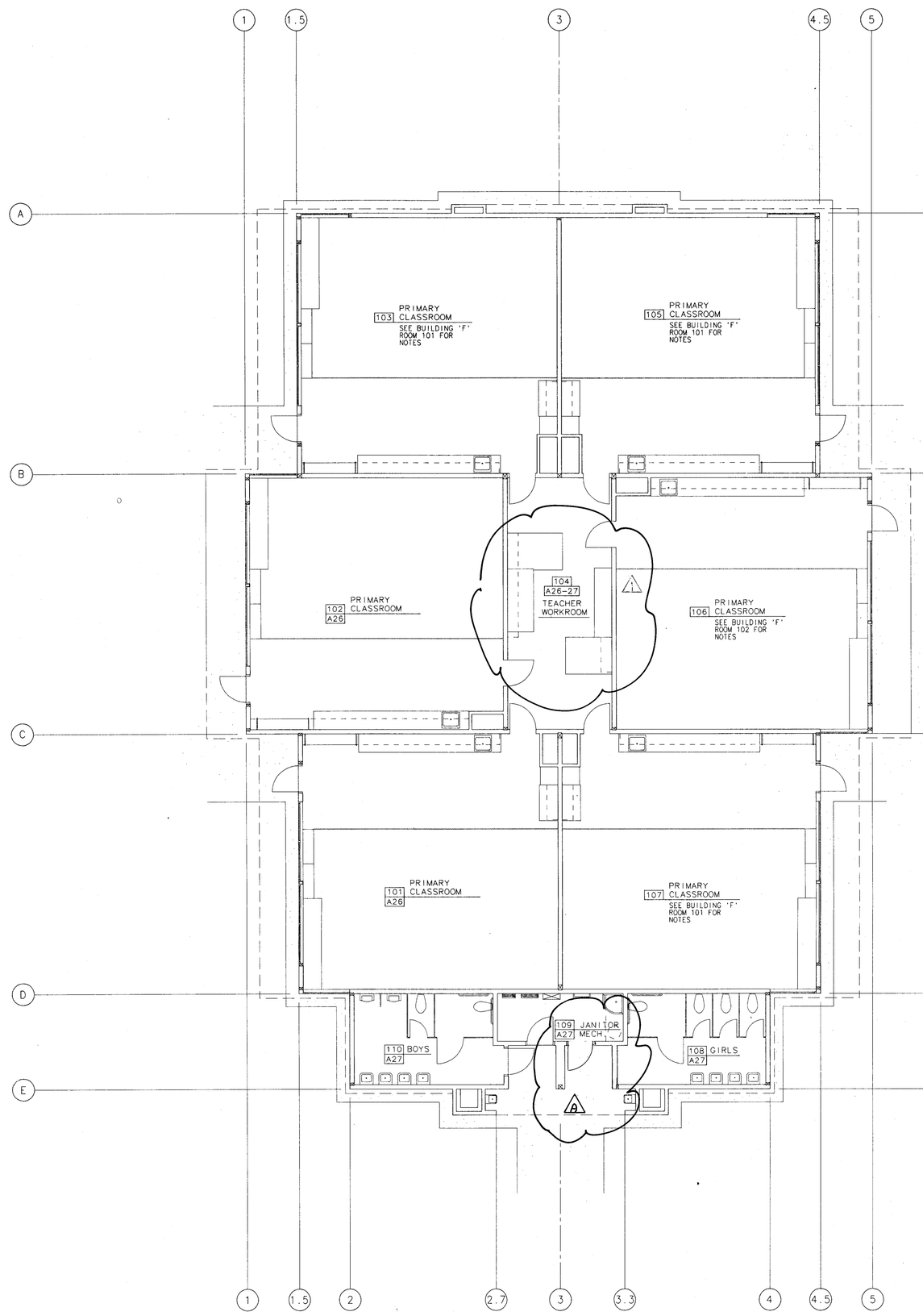

north

PRIMARY CLASSROOM FLOOR PLAN 'E'

1/8" = 1'-0"

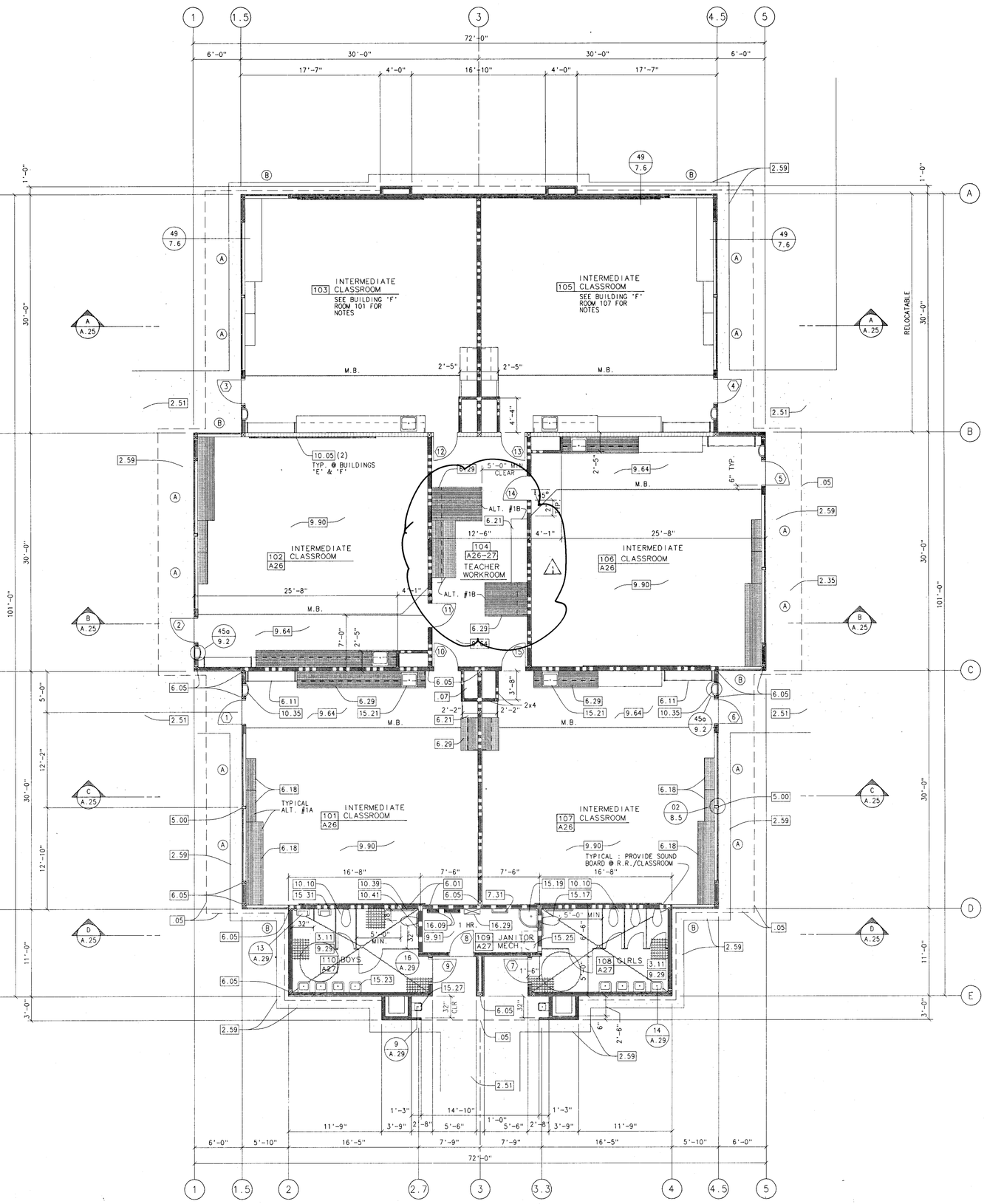

north

INTERMEDIATE CLASSROOM FLOOR PLAN 'F'

ROOM NO.
REFER TO SHEET A.26 & A.27 FOR INTERIOR ELEVs.

CODES:
FIRE RESISTANCE DESIGN MANUAL, 11TH EDITION, WP - DESIGNATION
STEEL BEAMS: BM 1135
NATIONAL EVALUATION SERVICE COMMITTEE (NER):
TRUSSES: NER-200, ICBO-PFC-4354

WALL TYPES LEGEND

1		EXTERIOR WALL: 2x6 STUDS @ 16" o.c. w/ 5/8" TYPE 'X' GYP. BD. SIDE (RUN FULL HEIGHT) w/ CEM. PLASTER @ EXTERIOR. UNFINISHED WITHIN FURRED AREAS, (INTERIOR WALLS AT SOME LOCATIONS).
2	WP 3605	1 HOUR SEPERATION WALL: 2x6 STUDS @ 16" o.c. w/ 5/8" TYPE 'X' GYP. BD. EACH SIDE. (2x4 STUDS AS NOTED)
3		FURRED WALL: 2x STUDS @ 16" o.c. w/ 5/8" GYP. BD. @ INTERIOR, UNFINISHED OPPOSITE SIDE. 7/8" CEMENT PLASTER @ EXTERIOR, UNFINISHED @ INTERIOR.
4		PARTITION WALL: 2x4 STUDS @ 16" o.c. w/ 5/8" GYP. BD. EACH SIDE. CEMENT PLASTER FINISH @ EXTERIOR, UNFINISHED WITHIN FURRED SPACES. (2x6 STUDS AS NOTED)
5		DOUBLE WALL @ RELOCATABLES: 2x6 STUDS @ 16" o.c. w/ 5/8" GYP. BD. EACH SIDE.

NOTE: SEE STRUCTURAL DRAWINGS FOR SHEAR WALL LOCATIONS.

ALTERNATE BID ITEMS:

SEE SPECIFICATIONS SECTIONS 01030

ALT. ITEM #1A: DELETE 19 L.F. OF BASE CABINET ADJACENT TO EXTERIOR WINDOW @ CLASSROOM # 101, 103, 105, 106, & 107 BUILDINGS 'E' & 'F'.

ALT. ITEM #1B: DLETE ALL CASEWORK IN ROOM 104 BUIDINGS 'E' & 'F'.

KEYNOTES:

.03	PROVIDED BY OWNER	00000
.05	LINE OF ROOF ABOVE	00000
.07	MECHANICAL SPACE	00000
2.35	PLANTING AREA	02480
2.51	CONCRETE WALK (4" THICK)	02514
2.59	CONCRETE MOW STRIP (18" WIDE)	02514
2.61	COLORED CONCRETE PAVEMENT w/ TOOLED SCORING	02514
3.11	SLOPE FLOOR TO DRAIN @ 1/8" PER FOOT	03310
4.08	RAISED MASONRY PLANTER WALL w/ TOP CAP & CEMENT BASED WATER PROOFING	04230
5.00	STEEL TUBE COLUMN	05120
6.01	PROVIDE SOLID BACKING IN WALL FOR WALL MOUNTED ACCESSORIES	06100
6.05	WOOD POST	06100
6.11	LAM. PLASTIC WALL MT'D. COAT RACK	06400
6.12	LAMINATE PLASTIC SHELF	06400
6.14	PORTABLE LAMINATE PLASTIC CABINET	06400
6.18	BASE CABINET	06400
6.21	LAMINATE PLASTIC TALL CABINET w/ SLOPING TOP	06400
6.29	LAMINATE PLASTIC BASE & UPPER CABINET (SLOPING TOP @ UPPER)	06400
7.31	ROOF ACCESS ALUMINUM LADDER (CEILING TO ROOF CURB ABOVE)	07700
9.29	MORTAR BED FLOOR TILE OVER DEPRESSED CONC. SLAB (SLOPE TO FLOOR DRAIN)	09300
9.64	SHEET VINYL FLOORING	09650
9.90	CARPET FLOORING	09680
9.91	SEALED CONCRETE FLOOR	09900
10.05	PORCELAIN ENAMEL CHALKBOARD (4'x8') (NO LINES)	10100
10.10	SOLID PLASTIC FLOOR MOUNTED OVERHEAD BRACED PARTITIONS	10160
10.35	SEMI RECESSED CABINET w/ FIRE EXTINGUISHER	10522
10.39	GRAB BAR 42" L. (Bobrick B-6206)	10800
10.41	GRAB BAR 36" L. (Bobrick B-6206)	10800
15.17	TOILET	15400
15.19	JANITOR SINK	15400
15.21	SINK	15400
15.23	LAVATORY	15400
15.25	WATER HEATER	15400
15.27	DRINKING FOUNTAIN	15400
15.31	URINAL	15400
16.09	ELECTRICAL PANEL	16100
16.29	SIGNAL TERMINAL CABINET	16100

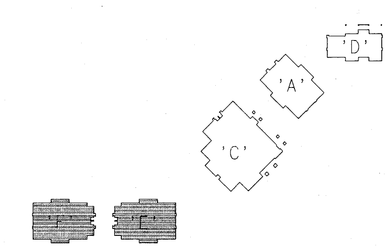

KEY PLAN

KLASSEN CORPORATION
Architecture
Planning
Construction
2021 Westwind Drive
Bakersfield, CA 93301
(805) 327-0875
(805) 327-5933 Fax

LICENSED ARCHITECT L. PHIL KLASSEN C10401 EXP. 1-31-95 STATE OF CALIFORNIA

The above drawings and specifications and ideas, designs and arrangements represented thereby are and shall remain the property of the architect and no part thereof shall be copied, disclosed to others or used in connection with any work or project other than the specific project for which they have been prepared and developed without the written consent of the architect. Visual contact with these drawings or specifications shall constitute conclusive evidence of acceptance of these restrictions.

Written dimensions on these drawings shall have precedence over scaled dimension. contractors shall verify and be responsible for, all dimensions and conditions on the job and this office must be notified of any variations from the dimensions and conditions shown by these drawings. Shop details must be submitted to this office for approval before proceeding with fabrication.

BAKERSFIELD CITY SCHOOL DISTRICT
MESA MARIN ELEMENTARY SCHOOL
BAKERSFIELD, CA.

Sheet title: INTERMEDIATE & PRIMARY CLASSROOMS FLOOR PLANS - 'E' & 'F'

Date:	Issued for:

Date:	Revisions:
07-15-93	ADD 4, ITEM 2
7-14-94	INST. BUL. 041
10-94	AS BUILTS

Drawn by: done

Job no: 1223

Dgn. file: mma18r.2d

Sheet: A.18

Sheet of: 30

Date: March 8, 1993