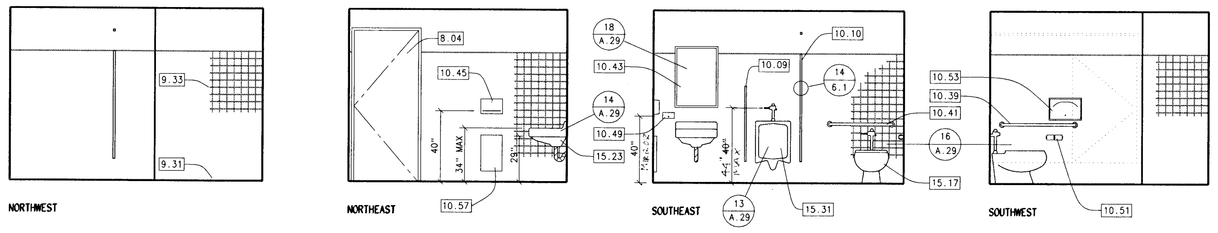

108 MEN

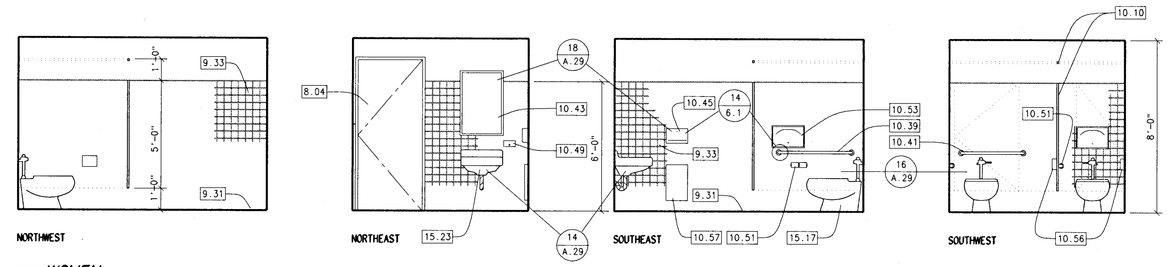

110 WOMEN

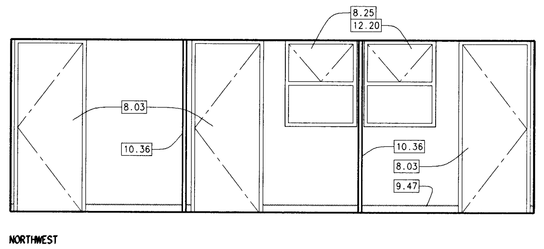

111, 112, 113 ITINERANT SERVICES

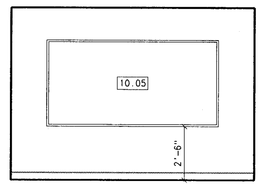

113 ITINERANT SERVICES

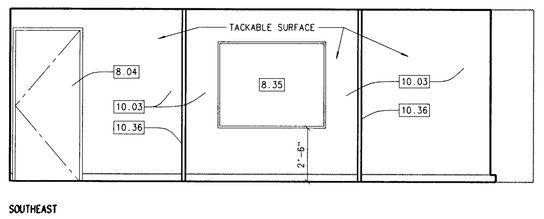

113, 112, 111 ITINERANT SERVICES

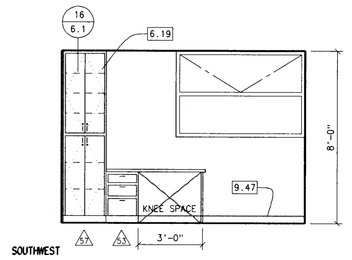

111 ITINERANT SERVICES

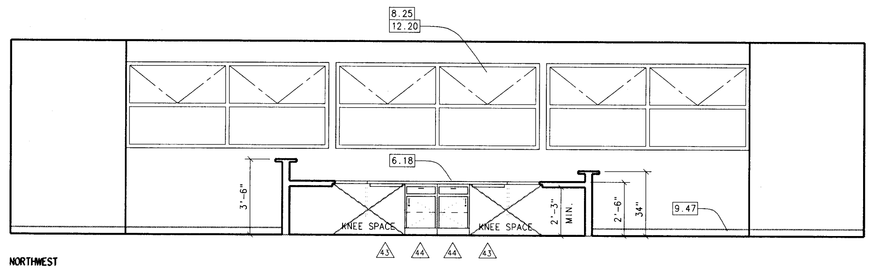

114 PUBLIC RECEPTION 115 CLERICAL OFFICE

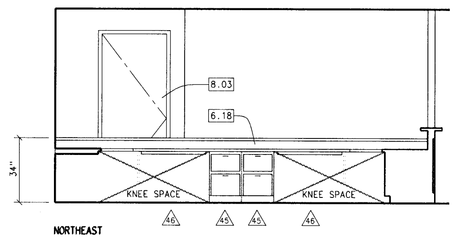

115 CLERICAL OFFICE

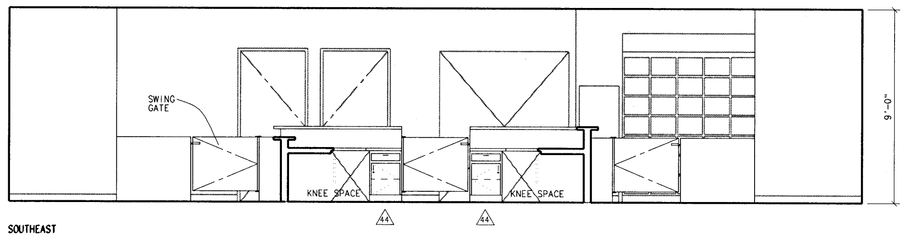

121 STUDENT RECEPTION 115 CLERICAL OFFICE 114 PUBLIC RECEPTION

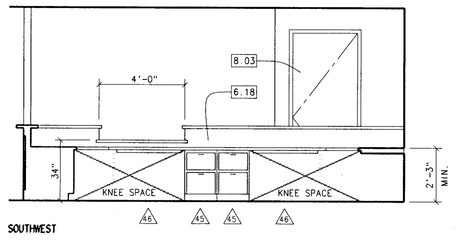

115 CLERICAL OFFICE

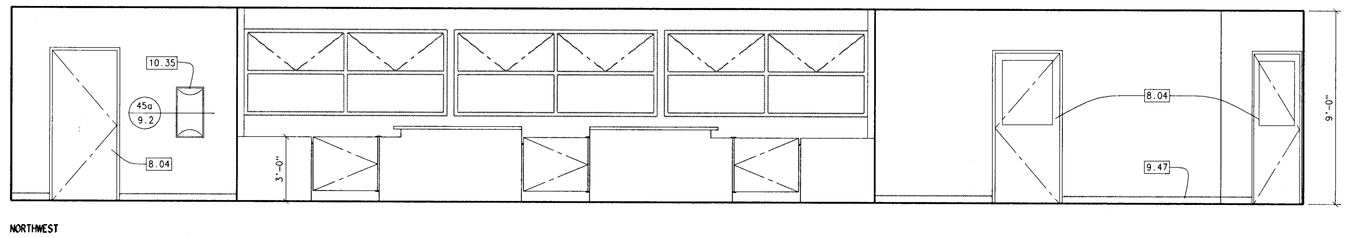

116 CORRIDOR

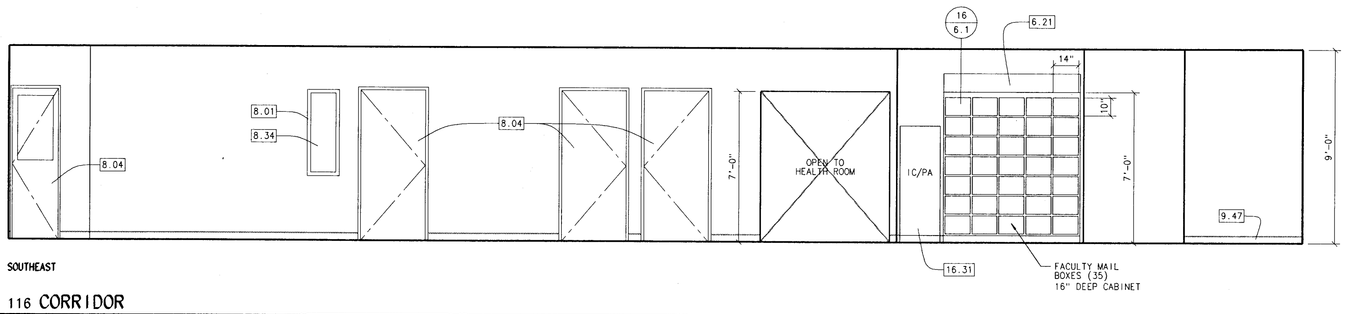

116 CORRIDOR

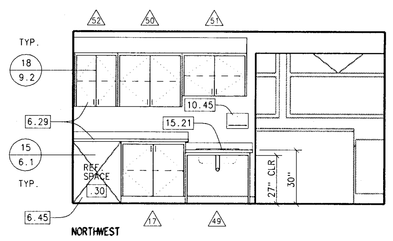

117 HEALTH ROOM

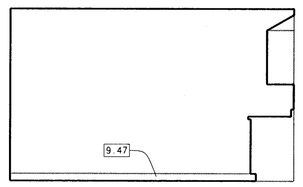

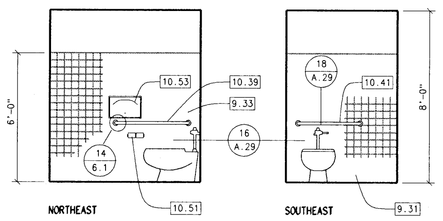

118 TOILET

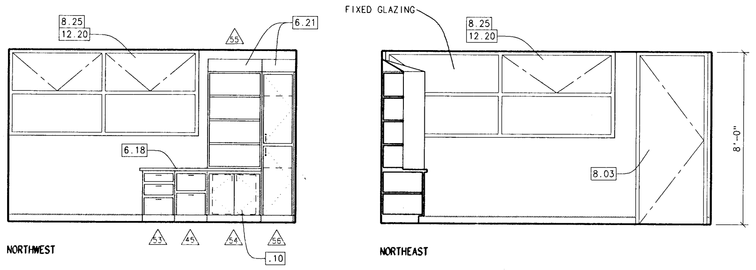

124 PRINCIPAL OFFICE

CABINET ANCHORAGE

VERTICAL LOAD REQUIREMENT REF.: TABLE NO. 23-B
LATERL FORCE REQUIREMENT REF.: TABLE NO. 23-P

PROVIDE BRACING AND ANCHORAGE DETAILS FOR WALL HUNG CABINETS AND FLOOR SUPPORTED STORAGE RACKS, CABINETS AND BOOK STACKS OVER FIVE FEET IN HEIGHT. DESIGN SUPPORTING PARTITIONS AND WALLS TO RESIST FORCES APPLIED BY CABINET ANCHORAGES.

CABINET SCHEDULE

EQUIPMENT NO.	W.I.C. NO.	CABINET SIZE L H D	DESCRIPTION	EQUIPMENT NO.	W.I.C. NO.	CABINET SIZE L H D	DESCRIPTION	EQUIPMENT NO.	W.I.C. NO.	CABINET SIZE L H D	DESCRIPTION
1	602	36" x 72" x 12"	LIBRARY SHELVING – ADJUSTABLE SHELVES	20	102	48" x 36" x 24"	BASE CABINET – (1) ADJUSTABLE SHELF	40	302	36" x 36" x 15"	UPPER CABINET – SLOPING TOP – (2) ADJUSTABLE SHELVES
2	600	36" x 45" x 15"	LIBRARY SHELVING – 45" MODIFIED HEIGHT LAMINATED PLASTIC TOP & ADJUSTABLE SHELVES	21	302	48" x 18" x 15"	UPPER CABINET – (1) ADJUSTABLE SHELF	41	600	27" x 36" x 12"	LIBRARY SHELVING – 36" MODIFIED HEIGHT LAMINATED PLASTIC TOP & ADJUSTABLE SHELVES
3	620	36" x 48" x 12"	LIBRARY SHELVING – LAMINATED PLASTIC TOP & ADJUSTABLE SHELVES	22	402	36" x 96" x 24"	TALL CABINET – (5) ADJUSTABLE SHELVES – MODIFIED FOR (2) DOORS 4" H.	42	673	30" x 30" x –	GATE & LAMINATE PLASTIC FINISH WALLS
4	762	149" x 54" x 30"	STUDY CARRELS – COUNTER (+30") & UPPER SHELVES	23	401	30" x 96" x 24"	TALL CABINET – (5) ADJUSTABLE SHELVES – MODIFIED FOR (2) DOORS 4" H.	43	290	18" x 1" x 24"	PENCIL DRAWER – (1) 1" D. CLEAR INSIDE
5	600	36" x 42" x 12"	LIBRARY SHELVING – LAMINATED PLASTIC TOP & ADJUSTABLE SHELVES	24	176	60" x 36" x 24"	CORNER UNIT – (1) ADJUSTABLE SHELF	44	211	18" x 30" x 24"	BASE CABINET – (1) DRAWER & (1) ADJUSTABLE SHELF – DOOR w/ LOCK
5A	600	36" x 42" x 12"	LIBRARY SHELVING – SLOPING MAGAZINE DISPLAY ADJUSTABLE SHELVES	25	230	18" x 27" x 24"	BASE CABINET – (3) DRAWERS – EXTEND SIDE TO FILL GAP	45	223	18" x 30" x 24"	BASE CABINET – (2) LETTER SIZE FILE DRAWERS
6	102	36" x 36" x 24"	BASE CABINET – (1) ADJUSTABLE SHELF	26	102	36" x 36" x 24"	BASE UNIT – (2) ADJUSTABLE SHELVES	46	290	36" x 1" x 24"	PENCIL DRAWER – (2) 1" D. CLEAR INSIDE
7	600	36" x 36" x 18"	LIBRARY SHELVING – 36" MODIFIED HEIGHT LAMINATED PLASTIC TOP & ADJUSTABLE SHELVES	27	102	48" x 36" x 24"	BASE UNIT – (2) ADJUSTABLE SHELVES	47	102	36" x 30" x 24"	BASE CABINET – (1) ADJUSTABLE SHELF
8	176	36" x 36" x 18"	OPEN CORNER UNIT – (2) ADJUSTABLE SHELVES	28	302	48" x 36" x 15"	UPPER CABINET – SLOPING TOP – (2) ADJUSTABLE SHELVES	48	102	30" x 30" x 24"	BASE CABINET – (1) ADJUSTABLE SHELF
9	641	30" x 36" x 30"	BOOK RETURN – 36" W. LAMINATED PLASTIC TOP	29	302	48" x 30" x 15"	UPPER CABINET – SLOPING TOP – (1) ADJUSTABLE SHELF	49	156	36" x 30" x 24"	SINK BASE UNIT
10	651	TO FIT #641	BOOK CART – SLOPED PORTION AT BOOK RETURN TO BE ADDED	30	302	18" x 36" x 15"	UPPER UNIT – SLOPING TOP – (2) ADJUSTABLE SHELVES	50	302	36" x 30" x 15"	UPPER CABINET – (1) ADJUSTABLE SHELF
11	222	48" x 36" x 30"	BASE CABINET – 36" W. LAMINATED PLASTIC TOP – (1) ADJUSTABLE SHELF	31	309	36" x 36" x 15"	UPPER CORNER UNIT – SLOPING TOP – (2) ADJUSTABLE SHELVES	51	302	36" x 24" x 15"	UPPER CABINET – (1) ADJUSTABLE SHELF
12	160	36" x 30" x 36"	LAMINATED PLASTIC COUNTER & FINISH	32	100	48" x 36" x 24"	OPEN BASE CABINET – (1) ADJUSTABLE SHELF	52	302	24" x 30" x 15"	UPPER CABINET – (1) ADJUSTABLE SHELF
13	156	48" x 34" x 24"	SINK BASE UNIT	33	100	36" x 36" x 24"	OPEN BASE CABINET – (1) ADJUSTABLE SHELF	53	230	18" x 30" x 24"	BASE CABINET – (3) DRAWERS
14	250	42" x 36" x 27"	(5) EQUAL DRAWERS – CLEAR INSIDE DRAWER DIMENSIONS 37" W x 25" D. DRAWER TO HAVE SIDES & BACK – DIVIDE TOP DRAWER (3) EQUAL DRAWERS	34	100	24" x 36" x 24"	OPEN BASE CABINET – (1) ADJUSTABLE SHELF	54	102	30" x 30" x 24"	BASE CABINET – (1) ADJUSTABLE SHELF
15	230	18" x 36" x 24"	BASE CABINET – (3) DRAWERS	35	400	42" x 96" x 36"	TALL CABINET – (5) ADJUSTABLE SHELVES	55	400	30" x 54" x 12"	TALL CABINET – MODIFIED w/ OUT BASE TO TO REST ON BASE CABINET – (4) ADJUSTABLE SHELVES
16	102	30" x 36" x 24"	BASE CABINET – (1) ADJUSTABLE SHELF	36	400	42" x 84" x 12"	TALL CABINET – (5) ADJUSTABLE SHELVES	56	501	18" x 84" x 24"	TEACHER WARDROBE – 2 LOCKABLE DOORS, MIRROR, COAT HOOK, POLE, & SHELF
17	102	36" x 36" x 24"	BASE CABINET – (1) ADJUSTABLE SHELF	37	400	42" x 84" x 18"	TALL CABINET – (5) ADJUSTABLE SHELVES	57	401	24" x 96" x 24"	TALL CABINET – MODIFIED FOR (2) 4" H. LOCKABLE DOORS – (5) ADJUSTABLE SHELVES
18	302	48" x 30" x 15"	UPPER CABINET – SLOPING TOP – (1) ADJUSTABLE SHELF	38	400	48" x 84" x 18"	TALL CABINET – (5) ADJUSTABLE SHELVES	58	400	36" x 84" x 24"	TALL CABINET – (5) ADJUSTABLE SHELVES
19	302	30" x 30" x 15"	UPPER CABINET – SLOPING TOP – (1) ADJUSTABLE SHELF	39	400	42" x 84" x 24"	TALL CABINET – (5) ADJUSTABLE SHELVES	59			

KEYNOTES:

.01	NOT IN CONTRACT	00000
.03	PROVIDED BY OWNER	00000
.10	SAFE SPACE	00000
.30	REFRIGERATOR	00000
5.03	STEEL COUNTER SUPPORT BRACES	05500
6.18	LAMINATE PLASTIC BASE CABINET	06400
6.19	LAM. PLASTIC TALL STORAGE CABINET	06400
6.21	LAM. PLASTIC TALL STORAGE CABINET W/ SLOPING TOP	06400
6.29	LAM. PLASTIC BASE & UPPER CABINET	06400
6.45	OPENING FOR UNDERCOUNTER REFRIGERATOR (VERIFY ROUGH OPENING)	06400
6.49	1-1/2" DIA. GROMMETED HOLE THRU COUNTERTOP FOR COMPUTER CABLE (VERIFY EXACT LOCATION)	06400
8.01	HOLLOW METAL FRAME	08110
8.03	HOLLOW METAL DOOR AND FRAME	08110
8.04	SOLID MASONITE DOOR w/ H.M. FRAME	08110
8.17	STAINLESS STEEL ACCESS DOOR 12" X 12"	08305
8.19	HOLLOW METAL ACCESS DOOR	08305
8.25	BRONZE ANODIZED ALUMINUM FRAMED WINDOW W/ PROJECTED TOP & FIXED BOTTOM SECTION. GLAZED w/ BRONZE TINT (NAIL IN)	08520
9.17	5/8" GYPSUM BOARD DRYWALL	09250
9.21	WATER RESISTANT BOARD TO 4'-0" HIGH	09250
8.33	TEMPERED GLASS	08800
8.35	MIRROR	08800
8.34	WIRE GLASS	08800
9.31	COVED CERAMIC TILE BASE	09300
9.33	THIN-SET CERAMIC WALL TILE OVER W/R GYPSUM BOARD	09300
9.37	CERAMIC TILE ACCENT COLOR	09300
9.39	CERAMIC TILE ACCENT STRIPE	09300
9.47	RUBBER TOPSET BASE (4" HIGH)	09650
9.57	VINYL WALLCOVERING	09950
9.59	PAINT	09900
10.01	TACKBOARD (4'x8')	10100
10.03	TACK WALL (1/2" THICK W/VINYL COVERING) OVER 1/2" GYPSUM BOARD	10100
10.05	PORCELAIN ENAMEL CHALKBOARD (4'x 8') (NO LINES)	10100
10.09	SOLID PLASTIC, WALL-HUNG SCREEN	10160
10.10	SOLID PLASTIC, FLOOR MOUNTED OVERHEAD BRACED PARTITIONS	10160
10.14	WALL MOUNTED SIGN (FRAMED)	10425
10.35	SEMI-RECESSED CABINET w/FIRE EXT.	10522
10.36	FOLDING PARTITION	10650
10.39	GRAB BAR 42" L. (Bobrick B-6206)	10800
10.41	GRAB BAR 36" L. (Bobrick B-6206)	10800
10.43	1/4" PLATE GLASS MIRROR IN STAIN. STEEL FRAME (Bobrick B-290 Series)	10800
10.45	SURFACE MOUNTED PAPER TOWEL DISPENSER (Bobrick B-263)	10800
10.49	SURFACE MOUNTED LIQUID SOAP DISPENSER (Bobrick B-112)	10800
10.51	SURFACE MOUNTED TOILET PAPER DISPENSER (Bobrick B-272)	10800
10.53	SURFACE MOUNTED TOILET SEAT COVER DISPENSER (Bobrick – B 221)	10800
10.56	SURFACE MOUNTED FEMININE NAPKIN DISPOSAL (Bobrick B-270)	10800
10.57	SURFACE MOUNTED WASTE PAPER DISPOSAL (Bobrick B-279)	10800
12.20	HORIZONTAL MINI BLINDS	12500
15.17	TOILET	15400
15.21	SINK	15400
15.23	LAVATORY	15400
15.31	URINAL	15400
15.55	MECHANICAL GRILLE	15800
16.09	ELECTRICAL PANEL	16100
16.43	FIRE ALARM HORN	16721
16.45	FIRE ALARM, VISUAL STROBE LIGHT	16721
16.47	FIRE ALARM AUDIO/VISUAL STROBE LIGHT	16721
16.81	FIRE ALARM PANEL	16721

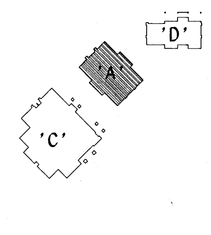

KEY PLAN

KLASSEN CORPORATION
Architecture
Planning
Construction
2021 Westwind Drive
Bakersfield, CA 93301
(805) 327-0875
(805) 327-5933 Fax

LICENSED ARCHITECT L. PHIL KLASSEN C10401 EXP 1-31-95 STATE OF CALIFORNIA

The above drawings and specifications and ideas, designs and arrangements represented thereby are and shall remain the property of the architect and no part thereof shall be copied, disclosed to others or used in connection with any work or project other than the specific project for which they have been prepared and developed without the written consent of the architect. Visual contact with these drawings or specifications shall constitute conclusive evidence of acceptance of these restrictions.

Written dimensions on these drawings shall have precedence over scaled dimension. contractors shall verify and be responsible for, all dimensions and conditions on the job and this office must be notified of any variations from the dimensions and conditions shown by these drawings. Shop details must be submitted to this office for approval before proceeding with fabrication.

BAKERSFIELD CITY SCHOOL DISTRICT

MESA MARIN ELEMENTARY SCHOOL

BAKERSFIELD, CA.

Sheet title: ADMINISTRATION / LIBRARY INTERIOR ELEVATIONS & CABINET SCHEDULES

Date:	Issued for:

Date:		Revisions:
10-94	A	AS BUILTS

Drawn by: done

Job no: 1223

Dgn. file: mma16.2d

Sheet: A.16

Sheet of: 30

Date: March 8, 1993

OFFICE OF THE STATE ARCHITECT ACCESS COMPLIANCE SECTION

Structural Safety Section