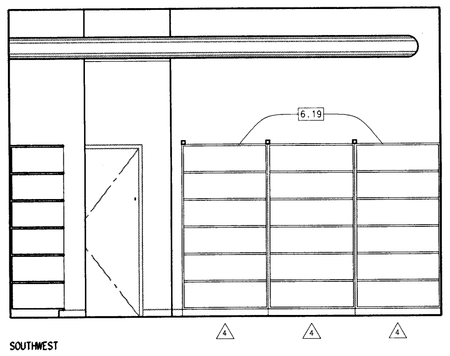

121 GENERAL STORAGE

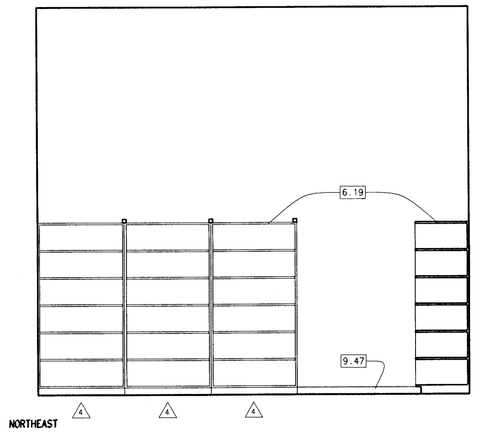

CENTER ISLAND

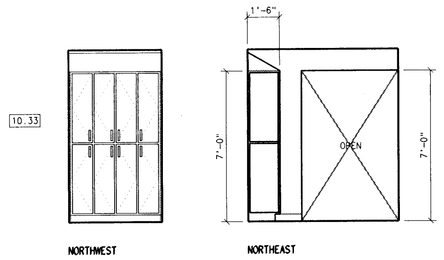

126 LOCKERS

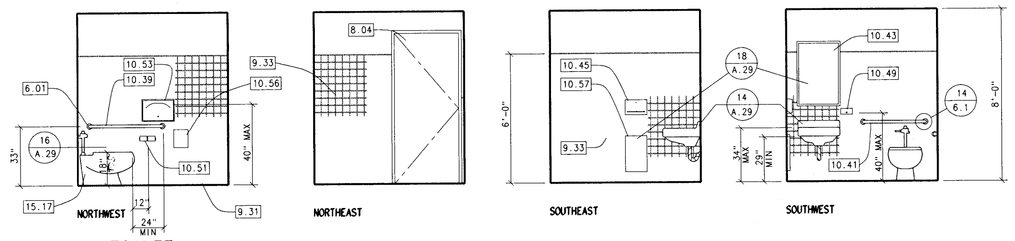

127 TOILET

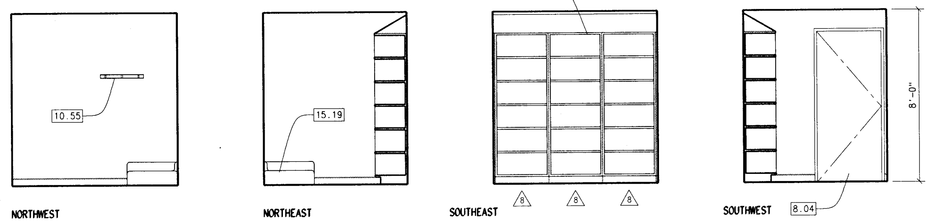

130 JANITOR

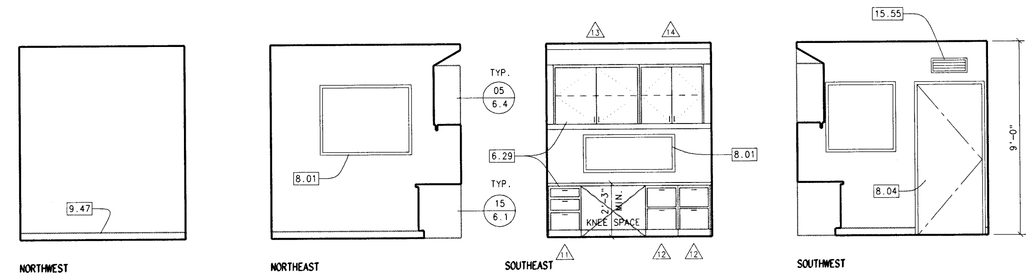

131 OFFICE

KEYNOTES:

6.01	PROVIDE SOLID BACKING IN WALL FOR WALL MOUNTED ACCESSORIES	06100
6.19	LAM. PLASTIC TALL STORAGE CABINET	06400
6.21	LAM. PLASTIC TALL STORAGE CABINET w/ SLOPING TOP	06400
6.29	LAM. PLASTIC BASE & UPPER CABINET	06400
6.49	1-1/2" DIA. GROMMETED HOLE THRU COUNTERTOP FOR COMPUTER CABLE (VERIFY EXACT LOCATION)	06400
8.01	HOLLOW METAL FRAME	08110
8.04	SOLID MASONITE DOOR w/ H.M. FRAME	08110
8.17	STAINLESS STEEL ACCESS DOOR 12" X 12"	08305
8.19	HOLLOW METAL ACCESS DOOR	08305
9.17	5/8" GYPSUM BOARD DRYWALL	09250
9.21	WATER RESISTANT BOARD TO 4'-0" HIGH	09250
8.35	MIRROR	08800
8.34	WIRE GLASS	08800
9.25	WATER RESISTANT BOARD TO 6'-0" HIGH	09250
9.31	COVED CERAMIC TILE BASE	09300
9.33	THIN-SET CERAMIC WALL TILE OVER W/R GYPSUM BOARD	09300
9.37	CERAMIC TILE ACCENT COLOR	09300
9.39	CERAMIC TILE ACCENT STRIPE	09300
9.47	RUBBER TOPSET BASE (4" HIGH)	09650
9.57	VINYL WALLCOVERING	09950
9.59	PAINT	09900
10.03	TACK WALL (1/2" THICK w/ VINYL COVERING) OVER 1/2" GYPSUM BOARD	10100
10.33	METAL LOCKERS: 15" W X 15" D X 72" H, DOUBLE TIER	10500
10.39	GRAB BAR 42" L. (Bobrick B-6206)	10800
10.41	GRAB BAR 36" L. (Bobrick B-6206)	10800
10.43	1/4" PLATE GLASS MIRROR IN STAIN. STEEL FRAME (Bobrick B-290 Series)	10800
10.45	SURFACE MOUNTED PAPER TOWEL DISPENSER (Bobrick B-263)	10800
10.49	SURFACE MOUNTED LIQUID SOAP DISPENSER (Bobrick B-112)	10800
10.51	SURFACE MOUNTED TOILET PAPER DISPENSER (Bobrick B-274)	10800
10.53	SURFACE MOUNTED TOILET SEAT COVER DISPENSER (Bobrick - B 221)	10800
10.55	MOP RACK (Bobrick B-223 36")	10800
10.56	SURFACE MOUNTED FEMININE NAPKIN DISPOSAL (Bobrick B-270)	10800
10.57	SURFACE MOUNTED WASTE PAPER DISPOSAL (Bobrick B-279)	10800
10.61	MANUAL SINGLE PANEL MOVABLE PARTITION	10650 - ALT. #1
10.81	SURFACE MOUNTED CORNER GUARD	10840
11.03	SURFACE MOUNTED ELECTRIC PROJECTION SCREEN	11132
11.04	MANUAL PULL BI-PARTING STAGE CURTAIN	11062
15.17	TOILET	15400
15.19	JANITOR SINK	15400
15.55	MECHANICAL GRILLE	15800
16.09	ELECTRICAL PANEL	16100
16.31	P.A. EQUIPMENT RACK & CABINET	16100
16.37	SURFACE RACEWAY (WIRE MOLD)	16100
16.43	FIRE ALARM HORN	16721
16.45	FIRE ALARM, VISUAL STROBE LIGHT	16721

CABINET SCHEDULE

EQUIPMENT NO.	W.I.C. NO.	CABINET SIZE L H D	DESCRIPTION	EQUIPMENT NO.	W.I.C. NO.	CABINET SIZE L H D	DESCRIPTION
1	400	48" x 96" x 36"	OPEN TALL CABINET - (5) ADJUSTABLE SHELVES	21	302	36" x 15" x 15"	UPPER CABINET
2	400	48" x 96" x 30"	OPEN TALL CABINET - (5) ADJUSTABLE SHELVES	22	302	36" x 24" x 15"	UPPER CABINET - (1) ADJUSTABLE SHELF
3	400	36" x 96" x 30"	OPEN TALL CABINET - (5) ADJUSTABLE SHELVES	23	TRIMLINE 4040	21" x 84" x 30"	TALL CABINET - 10 "B" COMPARTMENTS (9.1/4" x 14.3/4" x 29") TRIMLINE CO. OPEN CABINET, STAINLESS STEEL EDGE BANDING
4	400	48" x 96" x 18"	OPEN TALL CABINET - (5) ADJUSTABLE SHELVES	24	TRIMLINE 4050	28" x 84" x 30"	TALL CABINET - 10 "C" COMPARTMENTS (12.1/2" x 14.3/4" x 29")
5	400	48" x 84" x -	OPEN TALL CABINET - (4) ADJUSTABLE SHELVES - MODIFIED TO BE CORNER UNIT	25	TRIMLINE 4030	41" x 84" x 30"	TALL CABINET - 2 "D" COMPARTMENTS, 1 "H", 1 "J", 3 TOTE TRAYS
6	400	36" x 84" x 24"	OPEN TALL CABINET - (5) ADJUSTABLE SHELVES	26	TRIMLINE 4010	21" x 84" x 30"	TALL CABINET - 3 "D" COMPARTMENTS (19.1/4" x 25.1/2" x 29")
7	400	48" x 84" x 24"	OPEN TALL CABINET - (5) ADJUSTABLE SHELVES	27	300	36" x 24" x 24"	OPEN UPPER CABINET - (1) ADJUSTABLE SHELF
8	400	30" x 84" x 18"	OPEN TALL CABINET - (5) ADJUSTABLE SHELVES	28	400	48" x 96" x 12"	OPEN TALL CABINET - MODIFIED SHEET MUSIC STORAGE MASONITE @ 2" o/c w/ HAND CUTOUT @ MIDDLE 4"
9	400	48" x 84" x 18"	OPEN TALL CABINET - (5) ADJUSTABLE SHELVES	29	400	36" x 96" x 12"	OPEN TALL CABINET - (5) ADJUSTABLE SHELVES
10	290	36" x 1" x 24"	MODIFIED TO PENCIL DRAWER - 1" D.	30	402	48" x 96" x 24"	TALL CABINET - (5) ADJUSTABLE SHELVES - MODIFIED FOR (4) DOORS w/ LOCK
11	230	18" x 30" x 24"	BASE CABINET - (3) DRAWERS	31	102	24" x 36" x 24"	BASE CABINET - (1) ADJUSTABLE SHELF
12	223	18" x 30" x 24"	BASE CABINET - LETTER FILE	32	302	24" x 24" x 15"	UPPER CABINET - (1) ADJUSTABLE SHELF
13	302	48" x 36" x 15"	UPPER CABINET - (1) ADJUSTABLE SHELF - RECESS FOR LIGHT VALANCE	33	302	48" x 24" x 15"	UPPER CABINET - (1) ADJUSTABLE SHELF
14	302	36" x 36" x 15"	UPPER CABINET - (1) ADJUSTABLE SHELF - RECESS FOR LIGHT VALANCE	34	302	24" x 15" x 15"	UPPER CABINET
15	302	48" x 36" x 15"	UPPER CABINET - (1) ADJUSTABLE SHELF	35	400	30" x 96" x 30"	OPEN TALL CABINET - (5) ADJUSTABLE SHELVES
16	400	48" x 96" x 24"	TALL CABINET - (5) ADJUSTABLE SHELVES				
17	400	36" x 96" x 24"	TALL CABINET - (5) ADJUSTABLE SHELVES				
18	156	48" x 34" x 24"	SINK BASE UNIT				
19	101	24" x 36" x 24"	BASE CABINET - (1) ADJUSTABLE SHELF - WIDTH SIZED FOR FUTURE DISHWASHER				
20	230	18" x 36" x 24"	BASE CABINET - (4) DRAWERS				

CABINET ANCHORAGE

VERTICAL LOAD REQUIREMENT REF.: TABLE NO. 23-B
LATERL FORCE REQUIREMENT REF.: TABLE NO. 23-P

PROVIDE BRACING AND ANCHORAGE DETAILS FOR WALL HUNG CABINETS AND FLOOR SUPPORTED STORAGE RACKS, CABINETS AND BOOK STACKS OVER FIVE FEET IN HEIGHT. DESIGN SUPPORTING PARTITIONS AND WALLS TO RESIST FORCES APPLIED BY CABINET ANCHORAGES.

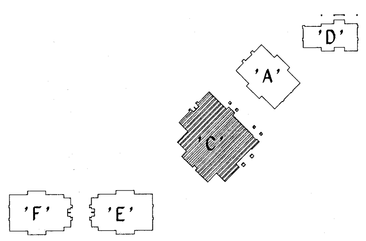

KEY PLAN

KLASSEN CORPORATION
Architecture
Planning
Construction
2021 Westwind Drive
Bakersfield, CA 93301
(805) 327-0875
(805) 327-5933 Fax

LICENSED ARCHITECT C. NIL KLASSEN C10401 EXP. 1-31-95 STATE OF CALIFORNIA

The above drawings and specifications and ideas, designs and arrangements represented thereby are and shall remain the property of the architect and no part thereof shall be copied, disclosed to others or used in connection with any work or project other than the specific project for which they have been prepared and developed without the written consent of the architect. Visual contact with these drawings or specifications shall constitute conclusive evidence of acceptance of these restrictions.
Written dimensions on these drawings shall have precedence over scaled dimension. Contractors shall verify and be responsible for, all dimensions and conditions on the job and this office must be notified of any variations from the dimensions and conditions shown by these drawings. Shop details must be submitted to this office for approval before proceeding with fabrication.

BAKERSFIELD CITY SCHOOL DISTRICT
MESA MARIN ELEMENTARY SCHOOL
BAKERSFIELD, CA.

Sheet title: INTERIOR ELEVATIONS & CABINET SCHEDULES - 'C'

Date:	Issued for:

Date:	Revisions:
10-94	A AS BUILTS

Drawn by: done
Job no: 1223
Dgn. file: mmall.2d

Sheet: A.11
Sheet of: 30
Date: March 8, 1993

OFFICE OF THE STATE ARCHITECT ACCESS COMPLIANCE SECTION
MAR 1 2 1993
PORTION
MAR 11 1993
Structural Safety Section