FIXTURES & EQUIPMENT					ELECTRICAL						PLUMBING					
					LOAD						WATER		WASTE	BTU	GAS	
ITEM	DESCRIPTION	BY	QTY	BASE	VOLT	H.P.	K.W.	AMPS	PHASE	CONN.	REMARKS	HOT	COLD		1000	CONN	REMARKS
1	DISHWASHER	KEC	1	LEGS	480	3	10	12.0	3	D		3/4"		2" TO FS			PC TO SUPPLY HW TO MACHINE DIRECTLY FROM BOOSTER HTR.
2	DISHWASHER EXHAUST HOOD	KEC	1	WALL													
3	EXHAUST AIR SYSTEM	CFCI	1	WALL													
4	BOOSTER HEATER	KEC	1	FIXT.	480	24	29		3	D		3/4" 150•					PC TO SUPPLY 92.0 gph OF 150• HW @ 20 psi
5	SOILED DISHTABLE	KEC	1	LEGS									1/2"				PLUMB THRU GREASE TRAP
6	POT SINK	KEC	1	LEGS								3/4"	3/4"	2"			
7	PRE-RINSE	KEC	1	DISH-TABLE								1/2"	1/2"				
8	CART	OFOI	5	CASTERS													
9	CLEAN DISHTABLE	KEC	1	LEGS													
10	GARBAGE DISPOSAL	KEC	1	–	208	2		6.6	3				2"				
11	DISH ROOM CARTS	OFOI															
12	MILK COOLER	OFCI	1	LEGS	120												
13	BUG ZAPPER	OFOI	2	WALL	120			10			OUTLET AT =60"						
14	BUN PAN CARTS	OFOI	2	CASTERS													
15	HOT, COLD, MILK BUFFET	KEC	1	LEGS													
16	WORK TABLE	OFOI	1	LEGS													
17	REFRIGERATOR	KEC	1	LEGS	115	1/3		9.4	1	C							SELF CONTAINED, AIR COOLED CONDENSING UNIT
18	SLICER	OFOI		MOBILE TABLE	120	1/3			1	C							
19	FIRE SUPPRESSION SYSTEM	KEC	1	WALL													KEC TO FURNISH SHUT-OFF VALVE PC TO INSTALL IN GAS LINE
20	DOUBLE DECK CONVECTION OVEN	KEC	3	LEGS	120	3/4		14.8	1	C					230 ea.	3/4" ea.	
21	HEATED CABINET	KEC	2	CASTERS	120		2	18.5	1								
22	RANGE WITH TWO OPEN BURNERS	KEC	1	LEGS											40	3/4"	3/4" NPT. LEFT REAR MANIFOLD W/ PRESSURE REGULATOR
23	TILTING BRAISING PAN	KEC	1	LEGS	120			5.0	1	C		1/2"	1/2"		144	3/4"	
24	EXHAUST HOOD	KEC	2	ROOF	120			.3	1	C	LITES IN HOOD						
25	EXHAUST & MAKE-UP AIR SYSTEM	CFCI	2	ROOF							SEE MECH. DWGS.						
26	STORAGE SHELVING	OFOI	1	LEGS													
27	MICROWAVE	OFOI	1		120												
28	STAND	OFOI	1	CASTERS													
29	MIXER 60 QT.	OFOI	1	LEGS	208	2			3	C	EC TO SUPPLY 6' POWER CORD & CAP						
30	BAKERS TABLE	KEC	1	LEGS													
31	INGREDIENT BINS	KEC	3	CASTERS													
32	OFFICE CABINET	CFCI	1	–							SEE ARCH. DWGS.						
33	OFFICE CHAIR	OFOI	1	CASTERS													
34	UPPER CABT.	CFCI	1	WALL							SEE ARCH. DWGS.						
35	WALK-IN COOLER	KEC	1	FLOOR	208	3/4			1	D D	LITES, DOOR HEATER BLOWER, COIL						
36	COOLER SHELVING	OFCI	LOT	LEGS													
37	WALK-IN FREEZER	KEC	1	FLOOR	120	2			3	D D	LITES, DOOR HEATER BLOWER, COIL 4-WIRE COLOR CODED DEFROST			FS			
38	FREEZER SHELVING	OFCI	LOT	LEGS													
39	STORAGE SHELVING	OFCI	LOT	LEGS													
40	LOCKERS	CFCI	1	WALL							SEE ARCH. DWGS.						
41	WATER HEATER	CFCI	1	LEGS							SEE PLUMBING DWGS.						
42	STORAGE SHELVING	OFCI	1	CASTERS													
43	KETTLE DRAINER	OFOI	1	CASTERS													
44	PORTABLE BUFFET	OFOI	1	CASTERS	208				1								

LEGEND :

OFOI	OWNER FURNISHED OWNER INSTALLED
KEC	KITCHEN EQUIPMENT CONTRACTOR FURNISHED & INSTALLED
CFCI	CONTRACTOR FURNISHED & INSTALLED
OFCI	OWNER FURNISHED & CONTRACTOR INSTALLED

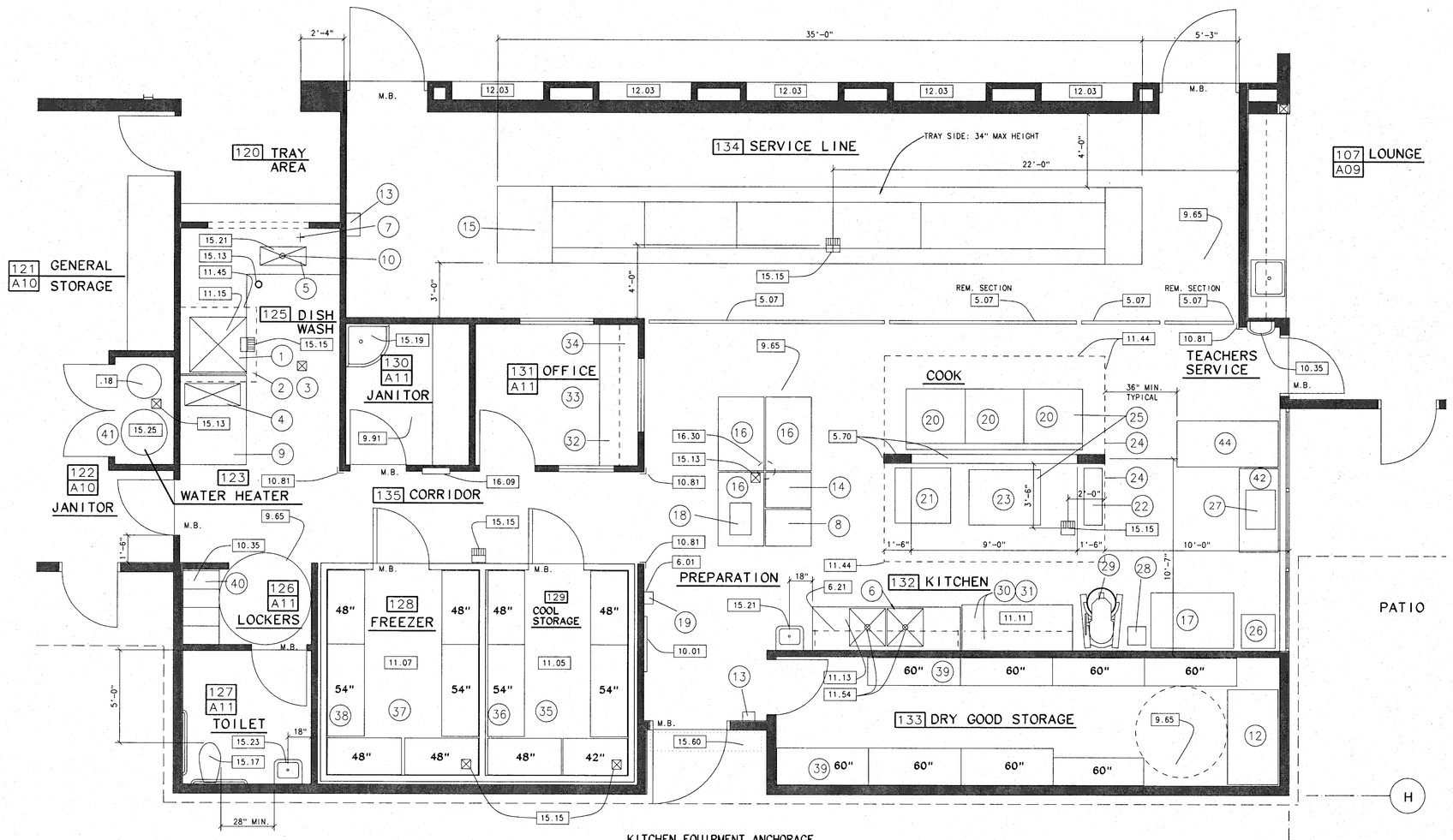

KITCHEN FLOOR PLAN

1/4" = 1'-0"

KITCHEN EQUIPMENT ANCHORAGE

1. ALL "HARDWARE AND GAS" KITCHEN EQUIPMENT SHALL BE INSTALLED WITH SEISMIC RESTRAINTS PER "GUIDELINES FOR SEISMIC RESTRAINTS OF KITCHEN EQUIPMENT" AS PUBLISHED BY SMACNA AND APPROVED BY OSA.
2. WHERE ANCHORAGE DETAILS ARE NOT SHOWN ON DRAWINGS OR IN THE GUIDELINES, THE FIELD INSTALLATION SHALL BE SUBJECT TO THE APPROVAL OF THE ARCHITECT AND THE OSA FIELD ENGINEER.
3. A COPY OF THE "GUIDELINES" SHALL BE PROVIDED BY THE CONTRACTOR AND KEPT ON THE JOB SITE AT ALL TIMES.

KEYNOTES:

.18	WATER SOFTENER (OFOI)	00000
5.07	ALUMINUM HANDRAIL	05520
5.70	S.S. COVERING OVER WALL	05700
6.01	PROVIDE SOLID BACKING IN WALL FOR WALL MOUNTED ACCESSORIES	06100
6.21	LAM. PLAS. UPPER CAB. w/ SLOPING TOP	06400
8.01	HOLLOW METAL FRAME	08110
8.03	HOLLOW METAL DOOR & FRAME	08110
8.04	SOLID MASONITE DOOR w/ H.M. FRAME	08110
8.25	BRONZE ANODIZED ALUMINUM FRAMED FRAMED PROJECTED SINGLE GLAZED WINDOW w/ BRONZE TINT.	08520
8.31	ROLL-UP COUNTER FIRE DOOR	08330
9.65	WELDING SHEET VINYL FLOORING	09650
9.91	SEALED CONCRETE FLOOR	09900
10.01	TACKBOARD (3'-0"x 4'-0")	10100
10.33	METAL LOCKERS, 15"w X 15"d X 72"h, DOUBLE TIER	10500
10.35	SEMI-RECESSED CABINET w/ FIRE EXTINGUISHER	10522
10.81	SURFACE MOUNTED CORNER GUARD	10840
11.05	WALK-IN COLD BOX	11400
11.07	WALK-IN FREEZER	11400
11.11	BAKERS TABLE	11400
11.13	S.S. PREP SINK & WORKTABLE	11400
11.15	DISHWASHER	11450
11.44	KITCHEN HOOD	11400
11.54	2-COMPARTMENT S.S. SINK UNIT	11400
11.45	DISHWASHER HOOD	11400
12.03	RECESSED DOUBLE FOLDING TABLE & BENCH UNIT (5'W x 14'L, TOTAL LENGTH EQUALS 28')	12720
15.13	FLOOR DRAIN	15400
15.15	FLOOR SINK	15400
15.17	TOILET	15400
15.19	JANITOR SINK	15400
15.21	SINK	15400
15.23	LAVATORY	15400
15.25	WATER HEATER	15400
15.60	FLY FAN	15650
16.09	ELECTRICAL PANEL	16100
16.30	CEILING MOUNTED RETRACTABLE OUTLET REEL	16100

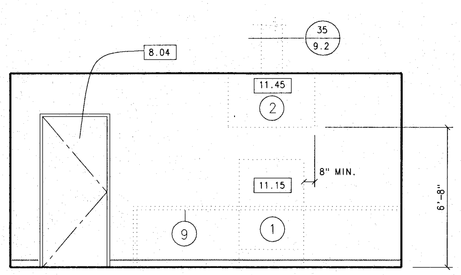

SOUTHEAST

125 DISH WASH

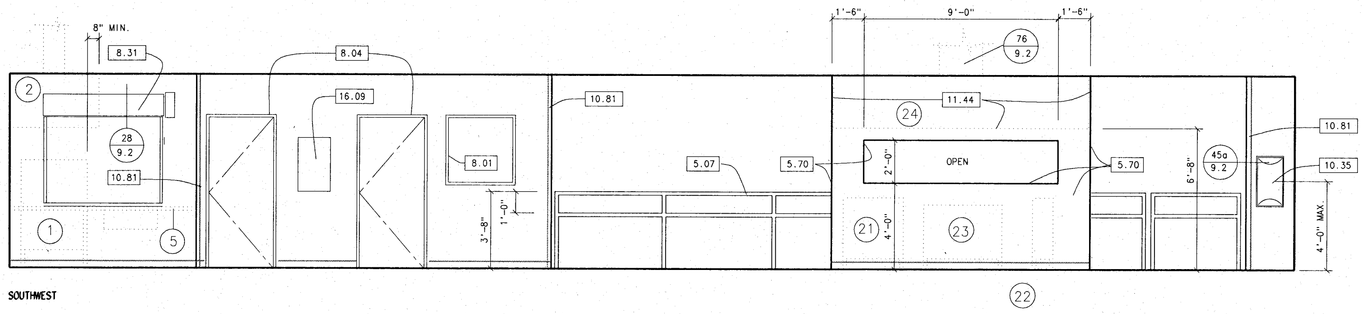

SOUTHWEST

125 DISH WASH 135 CORRIDOR 132 KITCHEN

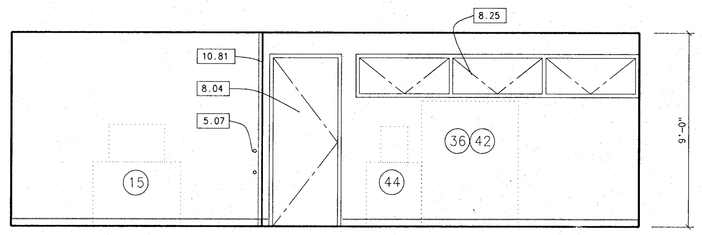

NORTHWEST

134 SERVICE LINE 132 KITCHEN

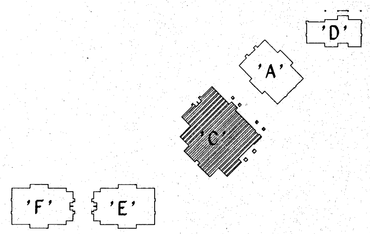

KEY PLAN

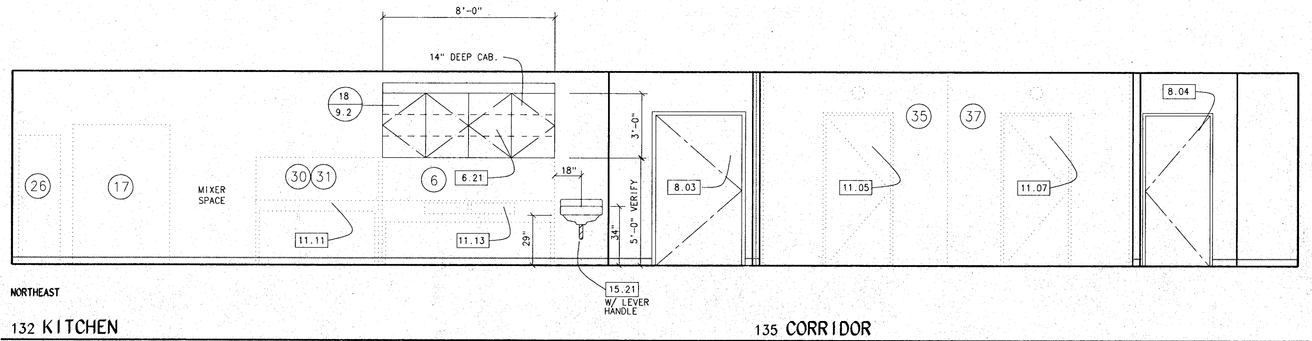

NORTHEAST

132 KITCHEN 135 CORRIDOR

KLASSEN CORPORATION

Architecture
Planning
Construction

2021 Westwind Drive
Bakersfield, CA 93301
(805) 327-0875
(805) 327-5933 Fax

LICENSED ARCHITECT — L. PHILL KLASSEN — C10401 — REV 1-3-95 — STATE OF CALIFORNIA

The above drawings and specifications and ideas, designs and arrangements represented thereby are and shall remain the property of the architect and no part thereof shall be copied, disclosed to others or used in connection with any work other than the project for which they have been prepared and developed without the written consent of the architect. Visual contact with these drawings or specifications shall constitute conclusive evidence of acceptance of these restrictions.
Written dimensions on these drawings shall have precedence over scaled dimension; contractors shall verify and be responsible for, all dimensions and conditions on the job and this office must be notified of any variations from the dimensions and conditions shown by these drawings. Shop details must be submitted to this office for approval before proceeding with fabrication.

BAKERSFIELD CITY SCHOOL DISTRICT

MESA MARIN ELEMENTARY SCHOOL

BAKERSFIELD, CA.

Sheet title: KITCHEN FLOOR PLAN & ELEVATIONS, FIXTURE & EQUIPMENT SCHEDULES

Date:	Issued for:

Date:	Revisions:	
10-94	A	AS BUILTS

Drawn by: done

Job no: 1223

Dgn. file: mma07.2d

Sheet: A.07

Sheet of: 30

Date: March 8, 1993

OFFICE OF THE STATE ARCHITECT ACCESS COMPLIANCE SECTION
PORTION 1