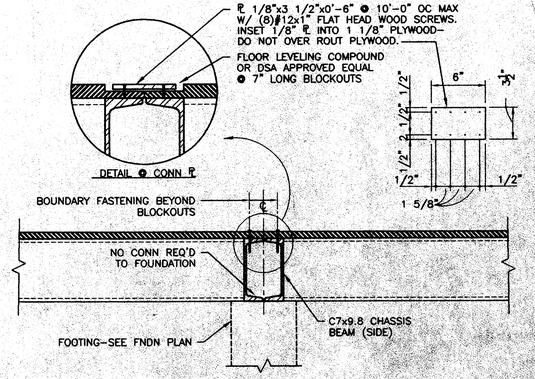

5/S2 DETAIL
1 1/2" = 1'-0"

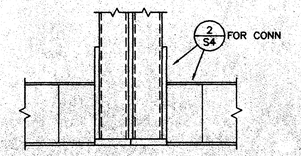

SECTION 2A

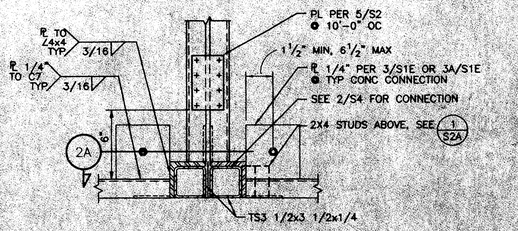

2/S2 PLAN DETAIL
NO SCALE

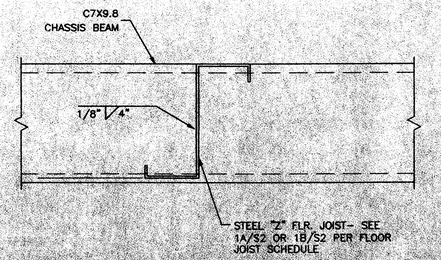

1/S2 DETAIL
NO SCALE

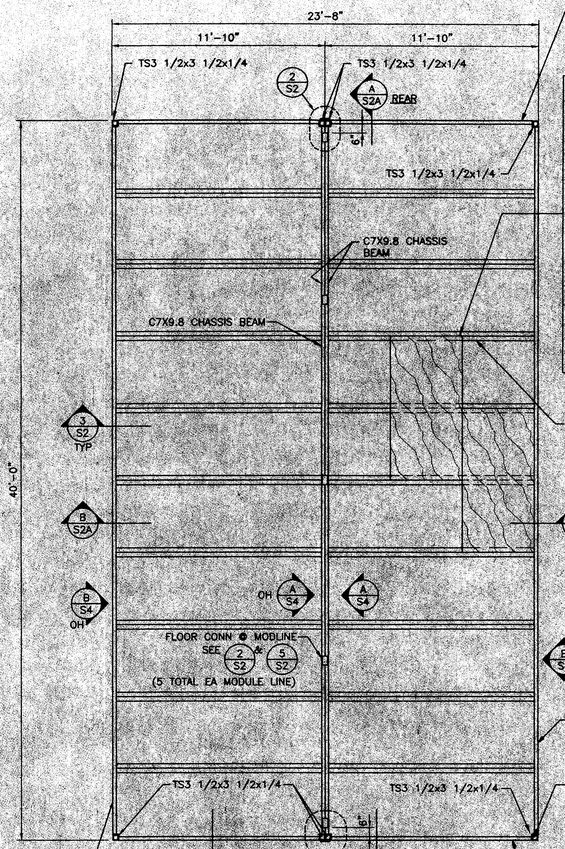

NOTES:
1. SEE SHEET S4 FOR TYPICAL WALL FRAMING.

A/S2 FLOOR FRAMING PLAN
1/4" = 1'-0"

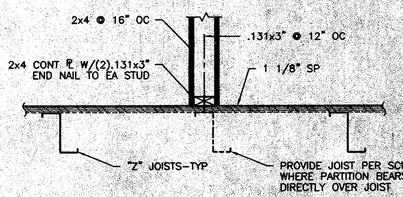

TYP INTERIOR NON-BEARING WALL BASE

6/S2 DETAIL
1 " = 1'-0"

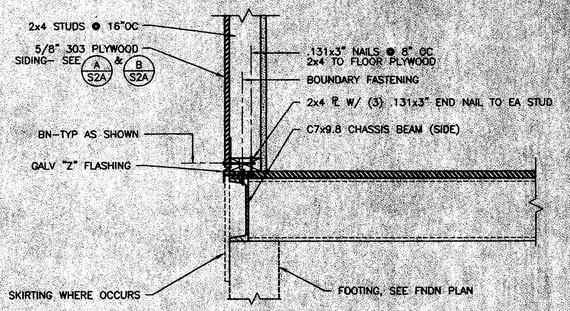

3/S2 DETAIL
1 1/2" = 1'-0"

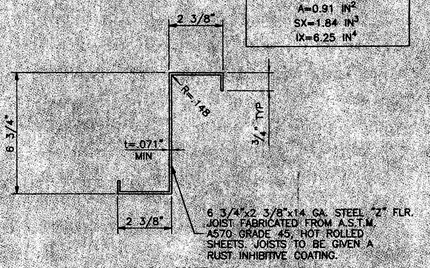

14 GA JOIST
1A/S2 DETAIL
NO SCALE

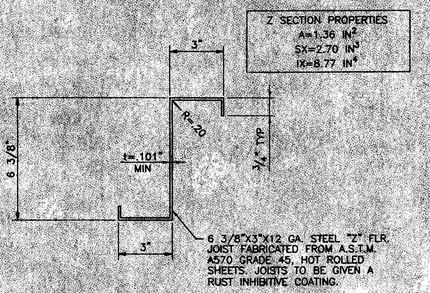

12 GA JOIST
1B/S2 DETAIL
NO SCALE

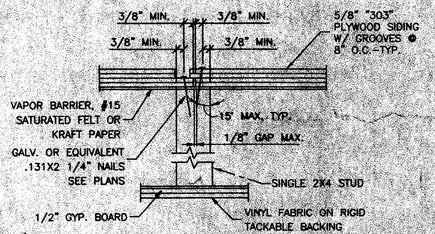

TYPICAL SIDING JOINT
4/S2 DETAIL
NO SCALE

FLOOR JOIST SCHEDULE

LIVE LOAD	SPACING	
	14 GA JOIST	12 GA JOIST
50 PSF	48" OC	48" OC
100 PSF	24" OC	24" OC
125 PSF	–	24" OC

NOTES:
1. FOR JOISTS SEE 1A/S2 AND 1B/S2.
2. SPACING IS TO CENTER LINE OF TOP FLANGE.
3. PROVIDE 12 GA JOIST WHERE PARTITION BEARS DIRECTLY OVER JOIST.

THESE DRAWINGS AND / OR SPECIFICATIONS AND / OR CALCULATIONS FOR THE ITEMS LISTED BELOW HAVE BEEN PREPARED BY OTHER DESIGN PROFESSIONALS WHO ARE LICENSED AND AUTHORIZED TO PREPARE SUCH DRAWINGS IN THIS STATE. THESE DOCUMENTS HAVE BEEN EXAMINED BY ME AND HAVE BEEN FOUND TO MEET THE APPROPRIATE REQUIREMENTS OF TITLE 24, CALIFORNIA CODE OF REGULATIONS AND THE PROJECT SPECIFICATIONS PREPARED BY ME.
THE ITEMS LISTED BELOW ARE ACCEPTABLE FOR INCORPORATION INTO THE CONSTRUCTION OF THIS PROJECT FOR WHICH I AM THE INDIVIDUAL DESIGNATED TO BE IN GENERAL RESPONSIBLE CHARGE (OR FOR WHICH I HAVE BEEN DELEGATED RESPONSIBILITY FOR THIS PORTION OF THE WORK).
A LIST OF ITEMS HAVE BEEN REVIEWED AND ACCEPTED. (FOR DRAWINGS, A LIST OF ALL ACCEPTED DRAWINGS ARE ATTACHED TO THE FRONT SHEET).

LICENSED ARCHITECT STEVEN J. CARR No. C-18708 EXP. 11/30/01 STATE OF CALIFORNIA
STEVEN J. CARR, AIA DATE 8/23/00
LICENSE # C-18708
EXP. DATE 11/30/01

IDENTIFICATION STAMP
DIV. OF THE STATE ARCHITECT
APPL# 10422
AC ___ FLS ___ SS ___
DATE MAR 0 1 2001

FILE NO. PC
IDENTIFICATION STAMP
DIV. OF THE STATE ARCHITECT
OFFICE OF REGULATION SERVICES
APPLICATION NO. 02-101 257
AC ___ FLS ___ SS ___
DATE JAN 1 2 2000

24 x 40
RELOCATABLE
CLASSROOM

American Modular Systems

REGISTERED PROFESSIONAL ENGINEER Kenneth A. Luttrel No. 1418 EXP. 3-31-01 Structural Engineer STATE OF CALIFORNIA

CUSTOMER:

FLOOR FRAMING PLAN AND DETAILS

DATE: 12/27/99
SCALE: AS NOTED
DRAWN BY: PWD
DESIGNED BY: MDB
CHECKED BY: KAL
SERIAL NO.

REVISIONS

NO	DATE	DESCRIPTION	NO	DATE	DESCRIPTION
△			△		
△			△		
△			△		
△			△		

PROJECT No. 99100

SHEET No. S2

M:\99100\ACAD\STRU\S2.dwg 12-27-99 10:58:13 am EST