

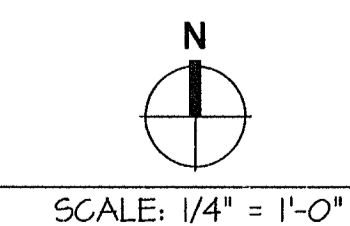


**ELECTRICAL PLAN NOTES**



- 1 REFER TO ELECTRICAL SINGLE LINE DIAGRAM, SHEET E-001 AND ELECTRICAL SITE PLAN SHEET E-111 FOR FEEDER REQUIREMENTS.
- 2 PROVIDE THREE 3/4" CONDUITS SPARE STUBBED INTO ACCESSIBLE ATTIC SPACE.
- 3 PROVIDE #6 CU GROUND TO TELEPHONE BACKBOARD. CONNECT TO GROUND BUS PROVIDED BY OTHERS.
- 4 AT WALLS ABLE TO RESIST THE PASSAGE OF SMOKE, CAULK ALL PENETRATIONS.



ELECTRICAL PLAN BUILDING H




5500 MING AVENUE SUITE 280  
 BAKERSFIELD, CALIFORNIA 93309  
 TELEPHONE (661) 832-9259  
 FACSIMILE (661) 832-4291



NEW ELEMENTARY SCHOOL  
 9801 HIGHLAND KNOLLS DR  
 BAKERSFIELD  
 CALIFORNIA  
 93306  
 NEW MIDDLE SCHOOL  
 4115 VINELAND ROAD  
 BAKERSFIELD  
 CALIFORNIA  
 93306

FOR:  
 BAKERSFIELD CITY SCHOOL  
 DISTRICT  
 1300 BAKER STREET  
 BAKERSFIELD  
 CALIFORNIA  
 93305



MARK	DATE	DESCRIPTION
△		
△		
△		
△		

JOB NUMBER: 20101244  
 CAD DRAWING FILE:  
 DRAWN BY: AC  
 CHECKED BY: PH  
 CHECK AND VERIFY ALL DIMENSIONS BEFORE PROCEEDING WITH THE WORK. REPORT DISCREPANCIES TO THE ARCHITECT.  
 THE DRAWINGS, IDEAS, AND DESIGNS REPRESENTED ON THIS SHEET ARE THE PROPERTY OF THE ARCHITECT.  
 COPYRIGHT: ORDIZ-MELBY ARCHITECTS, INC. 2010

**ELECTRICAL PLAN BUILDING H**

SHEET IDENTIFICATION NUMBER

**E-121H**

SHEET OF