



DANNI E. ORDIZ, AIA
ARCHITECT C-14,728
WILLIAM J. MELBY, AIA
ARCHITECT C-16,835
CONSULTANT


IDENTIFICATION STAMP
DIVISION OF STATE ARCHITECT
OFFICE OF REGULATION SERVICES
APPL # : 02-112027
FILE # : 15-6
AC: [Signature] SS: [Signature]
DATE: 1/18/12

NEW ELEMENTARY SCHOOL
9801 HIGHLAND KNOLLS DR
BAKERSFIELD
CALIFORNIA
93306

NEW MIDDLE SCHOOL
4115 VINELAND ROAD
BAKERSFIELD
CALIFORNIA
93306

FOR:

BAKERSFIELD CITY SCHOOL
DISTRICT
1300 BAKER STREET
BAKERSFIELD
CALIFORNIA
93305



MARK DATE DESCRIPTION

△		
△		
△		
△		

JOB NUMBER:
20101244

CAD DRAWING FILE:
1244.RVT

DRAWN BY:
AC

CHECKED BY:
PH

CHECK AND VERIFY ALL DIMENSIONS BEFORE
PROCEEDING WITH THE WORK.
REPORT DISCREPANCIES TO THE ARCHITECT.

THE DRAWINGS, IDEAS, AND DESIGNS
REPRESENTED ON THIS SHEET ARE THE
PROPERTY OF THE ARCHITECT.

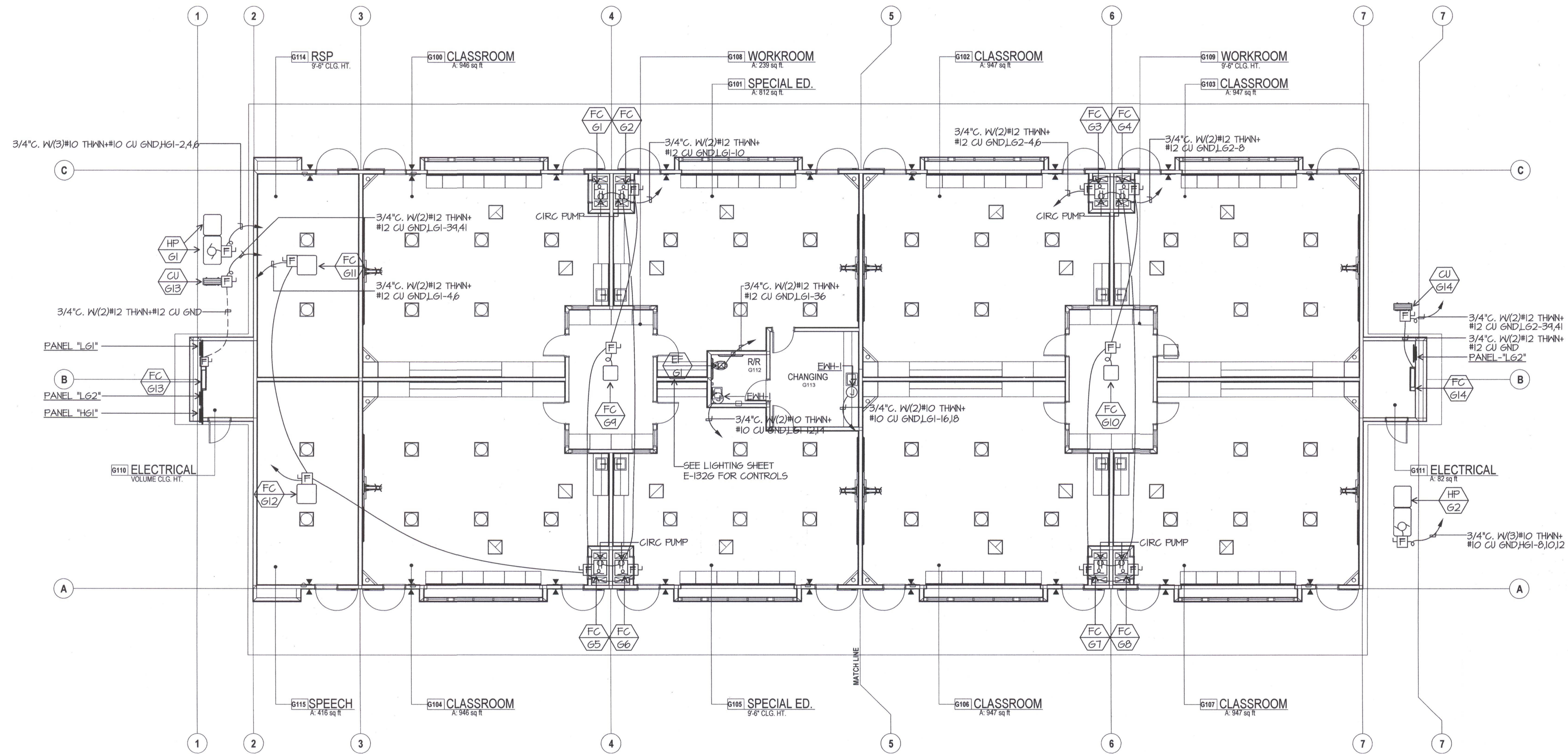
COPYRIGHT
ORDIZ-MELBY ARCHITECTS, INC. 2010

SHEET TITLE
**ELECTRICAL MECHANICAL
PLAN BUILDING G**

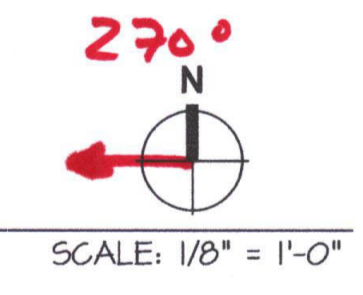
SHEET IDENTIFICATION NUMBER

E-122G

SHEET OF



ELECTRICAL MECHANICAL PLAN BUILDING G



RFI 139
Request:
RDM Electric - 9/18/12
Reference Sheets E-122C, E-122D, E-122E, E-122F, E-122G, E-122H & E-122P
in the classroom buildings (C,D,E,F,G,H & I), the electrical plans show fused
disconnects to be installed for the fan coils. Due to the fan coil and ductwork,
there is not enough room to install the disconnects inside the mechanical
closets. Please advise on an alternate location for the fused disconnects for
the fan coils located in the classrooms of Buildings C,D,E,F,G,H & I.
Answer:
John Maloney - JMPE - 10/2/12
It is acceptable to mount the specified fused disconnects above the ceiling.