




William J. Melby
DANNY E. ORDIZ, AIA
ARCHITECT C-14,728
WILLIAM J. MELBY, AIA
ARCHITECT C-16,835
CONSULTANT

IDENTIFICATION STAMP
DIVISION OF STATE ARCHITECT
OFFICE OF REGULATION SERVICES
APPL. # 02-112027
FILE # 15-6
AC: [Signature] SS: [Signature]
DATE: 1/18/12

NEW ELEMENTARY SCHOOL
9801 HIGHLAND KNOLLS DR
BAKERSFIELD
CALIFORNIA
93306

NEW MIDDLE SCHOOL
4115 VINELAND ROAD
BAKERSFIELD
CALIFORNIA
93306

FOR:
BAKERSFIELD CITY SCHOOL
DISTRICT
1300 BAKER STREET
BAKERSFIELD
CALIFORNIA
93305



MARK	DATE	DESCRIPTION

JOB NUMBER
20101244
CAD DRAWING FILE

DRAWN BY
AC
CHECKED BY
PH

CHECK AND VERIFY ALL DIMENSIONS BEFORE
PROCEEDING WITH THE WORK.
REPORT DISCREPANCIES TO THE ARCHITECT.

THE DRAWINGS, DEAS, AND DESIGNS
REPRESENTED ON THIS SHEET ARE THE
PROPERTY OF THE ARCHITECT

COPYRIGHT
ORDIZ MELBY ARCHITECTS, INC. 2010

SHEET TITLE

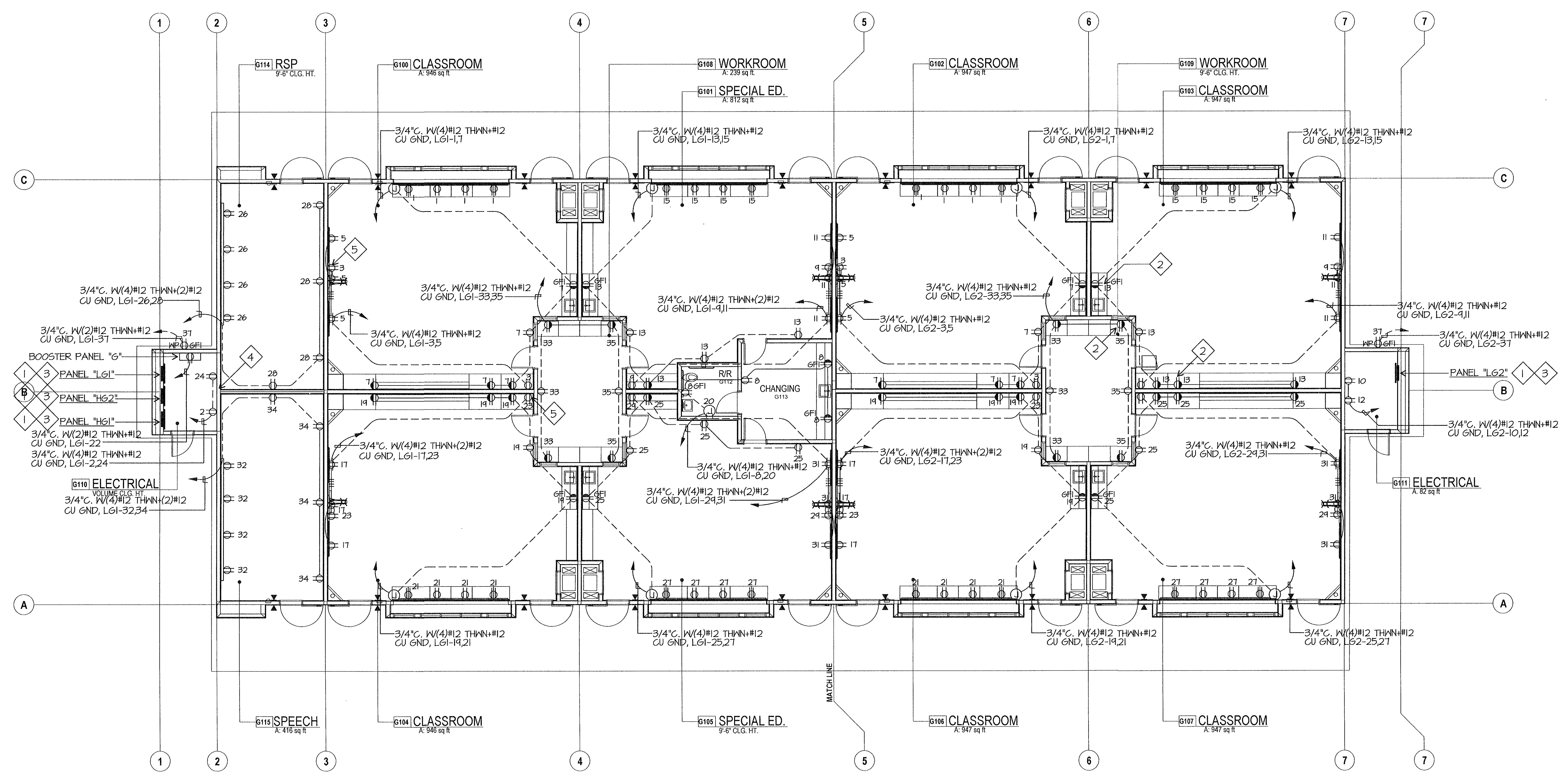
**ELECTRICAL PLAN
BUILDING G**

SHEET IDENTIFICATION NUMBER

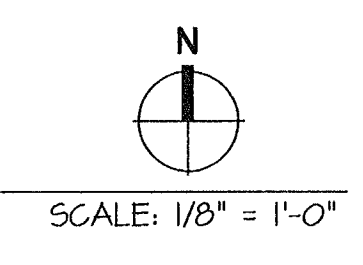
E-121G
SHEET OF

ELECTRICAL PLAN NOTES

- 1 REFER TO ELECTRICAL SINGLE LINE DIAGRAM, SHEET E-001 AND ELECTRICAL SITE PLAN SHEET E-111 FOR FEEDER REQUIREMENTS.
- 2 VERIFY ELEVATION OF SPLASH WITH CABINET INSTALLER. RECEPTACLES SHALL BE ABOVE SPLASH WHERE THIS SYMBOL IS SHOWN, TYPICAL.
- 3 PROVIDE THREE 3/4" CONDUITS SPARE STUBBED INTO ACCESSIBLE ATTIC SPACE.
- 4 PROVIDE #6 CU GROUND TO TELEPHONE BACKBOARD. CONNECT TO GROUND BUS PROVIDED BY OTHERS.
- 5 SEE DETAIL 'C', SHEET E-002 FOR TVSS RECEPTACLE LOCATIONS, TYPICAL. PROVIDE SURGE SUPPRESSOR RECEPTACLE HUBBELL #HBL52625A. PROVIDE (2) #12 GROUNDS, ONE FOR MECHANICAL BOND, ONE FOR RECEPTACLES. REFER TO ARCHITECTURAL DRAWINGS FOR EXACT LOCATIONS



ELECTRICAL PLAN BUILDING G



*F:\E\024\1024\DATE\12-22-11.AC