




*Danny E. Ordiz*  
DANNY E. ORDIZ, AIA  
ARCHITECT C-14,728  
WILLIAM J. MELBY, AIA  
ARCHITECT C-16,835

CONSULTANT



NEW ELEMENTARY SCHOOL  
9801 HIGHLAND KNOLLS DR  
BAKERSFIELD  
CALIFORNIA  
93306

NEW MIDDLE SCHOOL  
4115 VINELAND ROAD  
BAKERSFIELD  
CALIFORNIA  
93306

FOR:

BAKERSFIELD CITY SCHOOL  
DISTRICT  
1300 BAKER STREET  
BAKERSFIELD  
CALIFORNIA  
93305



MARK DATE DESCRIPTION


JOB NUMBER: 20101244  
CAD DRAWING FILE

DRAWN BY: AC  
CHECKED BY: PH

CHECK AND VERIFY ALL DIMENSIONS BEFORE PROCEEDING WITH THE WORK. REPORT DISCREPANCIES TO THE ARCHITECT.

THE DRAWINGS, IDEAS, AND DESIGNS REPRESENTED ON THIS SHEET ARE THE PROPERTY OF THE ARCHITECT.

COPYRIGHT: ORDIZ MELBY ARCHITECTS, INC. 2010

**ELECTRICAL PLAN  
BUILDING E**

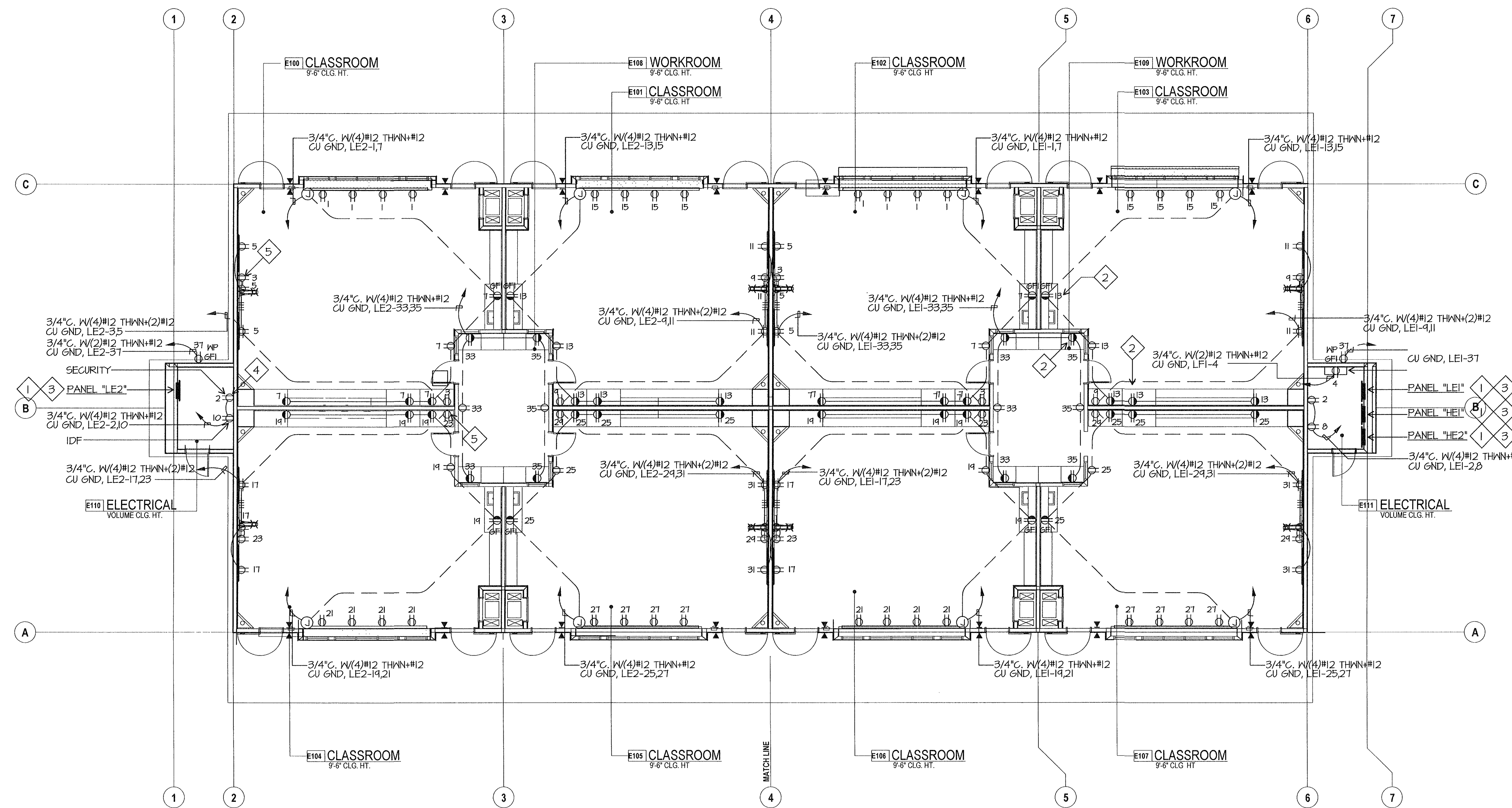
SHEET IDENTIFICATION NUMBER

**E-121E**

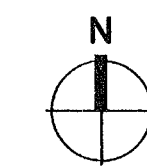
SHEET OF

**ELECTRICAL PLAN NOTES**

- REFER TO ELECTRICAL SINGLE LINE DIAGRAM, SHEET E-001 AND ELECTRICAL SITE PLAN SHEET E-111 FOR FEEDER REQUIREMENTS.
- VERIFY ELEVATION OF SPLASH WITH CABINET INSTALLER. RECEPTACLES SHALL BE ABOVE SPLASH WHERE THIS SYMBOL IS SHOWN, TYPICAL.
- PROVIDE THREE 3/4" CONDUITS SPARE STUBBED INTO ACCESSIBLE ATTIC SPACE.
- PROVIDE #6 CU GROUND TO TELEPHONE BACKBOARD. CONNECT TO GROUND BUS PROVIDED BY OTHERS.
- SEE DETAIL 'G', SHEET E-002 FOR TVSS RECEPTACLE LOCATIONS, TYPICAL. PROVIDE SURGE SUPPRESSOR RECEPTACLES HUBBELL #HBI52625A. PROVIDE (2) #12 GROUNDS, ONE FOR MECHANICAL BOND, ONE FOR RECEPTACLES. REFER TO ARCHITECTURAL DRAWINGS FOR EXACT LOCATIONS.



ELECTRICAL PLAN BUILDING E



SCALE: 1/8" = 1'-0"