

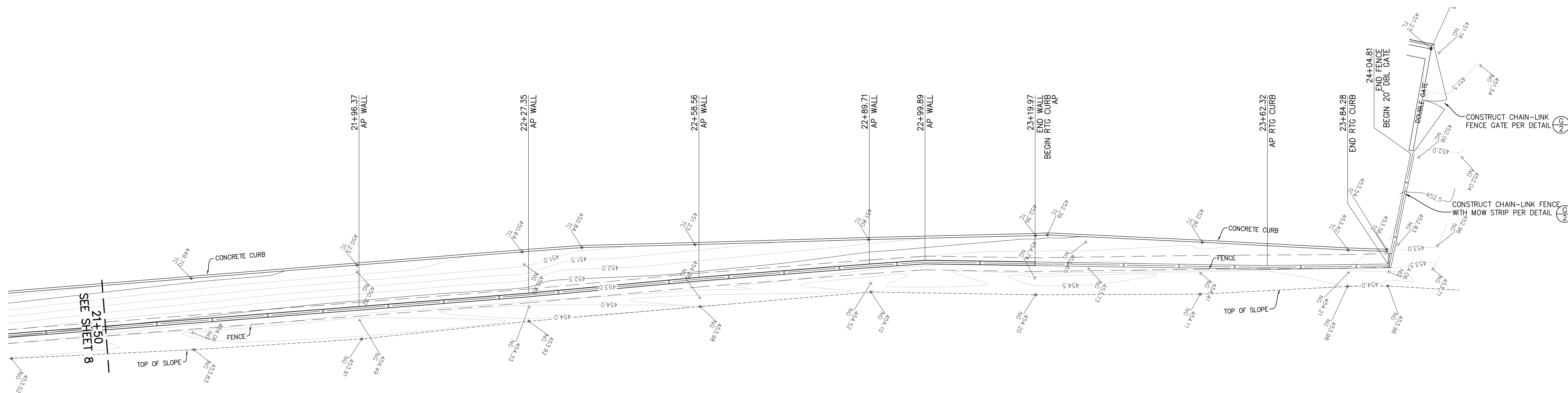
CONSTRUCTION NOTES

ALL STATIONS AND OFFSETS ARE TO FACE OF WALL OR CURB ON BCSD SIDE.
SEE DETAIL (S/2) FOR CHAIN-LINK FENCE CONSTRUCTION.

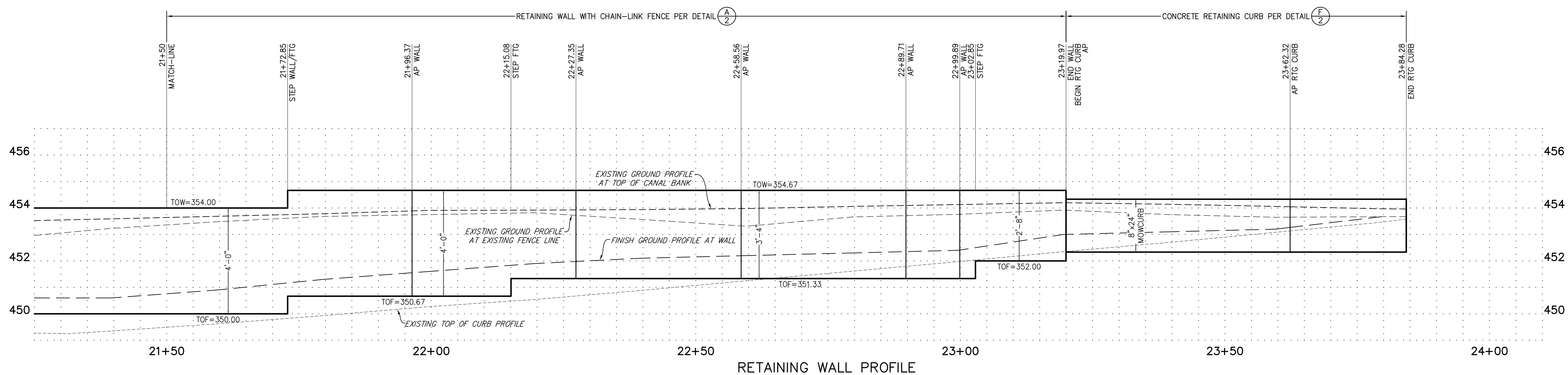
LEGEND

PC = PROPERTY CORNER
AP = ANGLE POINT
CL = CENTERLINE
CONC = CONCRETE
FTG = FOOTING
GB = GRADE BREAK
TOF = TOP OF FOOTING
T.O.B. = TOP OF BERM

FG = FINISHED GROUND
CTR = CENTER
TOW = TOP OF WALL
RETG = RETAINING
MAX = MAXIMUM
MIN = MINIMUM
CLR = CLEAR
WL = WALL STATION



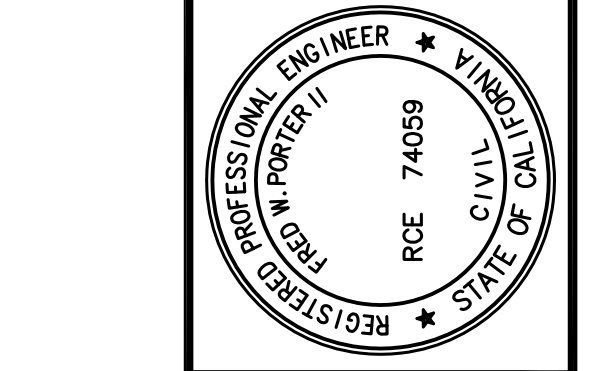
**EAST SIDE CANAL
RETAINING WALL PROFILE**



THE ABOVE DRAWINGS AND SPECIFICATIONS AND IDEAS, DESIGNS, AND ARRANGEMENTS ARE THE PROPERTY OF PORTER & ASSOCIATES, INC. NO PART THEREOF SHALL BE REPRODUCED, COPIED, DISCLOSED TO OTHERS, OR USED IN CONNECTION WITH ANY WORK OR PROJECT OTHER THAN THE SPECIFIC PROJECT FOR WHICH THEY HAVE BEEN PREPARED AND REVIEWED WITHOUT THE WRITTEN CONSENT OF THE ENGINEER. VISUAL EVIDENCE OF ACCEPTANCE OF THESE RESTRICTIONS, WRITTEN DIMENSIONS ON THESE DRAWINGS SHALL HAVE PRECEDENCE OVER SCALED DIMENSIONS. CONTRACTORS SHALL VERIFY ALL DIMENSIONS AND CONDITIONS OF THE WORK BEFORE BEGINNING. THIS OFFICE MUST BE NOTIFIED OF ANY VARIATIONS FROM THE DIMENSIONS AND CONDITIONS SHOWN BY THESE DRAWINGS. SHOP DETAILS MUST BE SUBMITTED TO THIS OFFICE FOR APPROVAL BEFORE PROCEEDING WITH FABRICATION.

PORTER & ASSOCIATES, INC.
ENGINEERING & SURVEYING
1707 Elys Street Suite 111, Bakersfield, California 93301
661.327.0362

FRED W. PORTER II
PROJECT ENGINEER: MVC
DRAFTSMAN: LQH
PA REVIEW BY: _____
DATE: _____



RETAINING WALL PLANS
222 34th STREET
BAKERSFIELD CITY SCHOOL DISTRICT
STATION 21+50 - 24+07

REVISIONS

DATE	1/17/2024
PA JOB No.	3306

SHEET
9
OF 11 SHEETS

COB RECORDS No. _____

J:\3306\Improvements\Wall Plans\3306-W-Plan and Profile.dwg 04/16/24 mathewcarson