

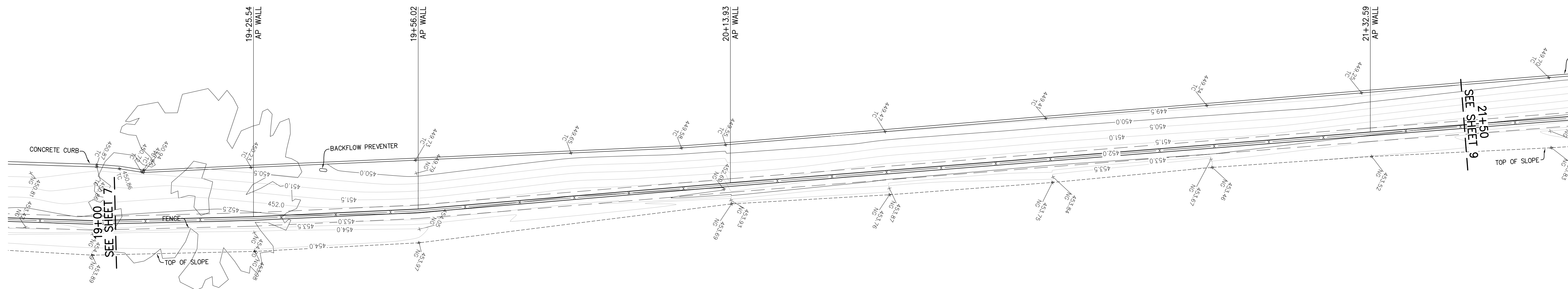
**CONSTRUCTION NOTES**

ALL STATIONS AND OFFSETS ARE TO FACE OF WALL OR CURB ON BCSD SIDE.  
SEE DETAIL (A/2) FOR CHAIN-LINK FENCE CONSTRUCTION.

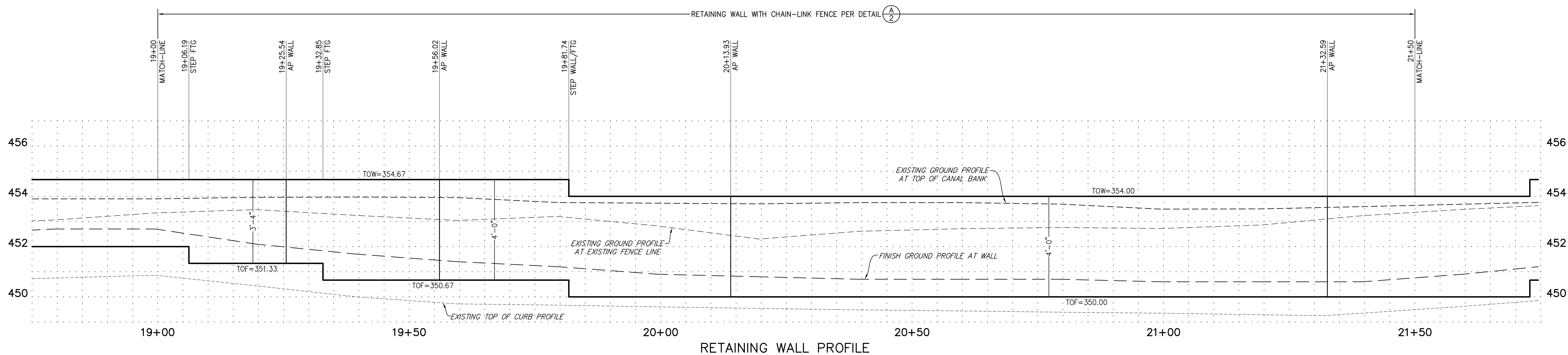
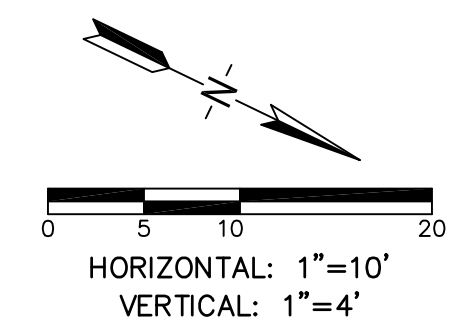
**LEGEND**

PC = PROPERTY CORNER  
AP = ANGLE POINT  
CL = CENTERLINE  
CONC = CONCRETE  
FTG = FOOTING  
GB = GRADE BREAK  
TOF = TOP OF FOOTING  
T.O.B. = TOP OF BERM

FG = FINISHED GROUND  
CTR = CENTER  
TOW = TOP OF WALL  
RETG = RETAINING  
MAX = MAXIMUM  
MIN = MINIMUM  
CLR = CLEAR  
WL = WALL STATION



# EAST SIDE CANAL RETAINING WALL PROFILE




RETAINING WALL PROFILE

THE ABOVE DRAWINGS AND SPECIFICATIONS AND IDEAS, DESIGNS, AND ARRANGEMENTS ARE THE PROPERTY OF PORTER & ASSOCIATES, INC. ANY PART THEREOF SHALL BE COPIED, DISCLOSED TO OTHERS, OR USED IN CONNECTION WITH ANY WORK OR PROJECT OTHER THAN THE SPECIFIC PROJECT FOR WHICH THEY HAVE BEEN PREPARED AND DEVELOPED WITHOUT THE WRITTEN CONSENT OF THE ENGINEER. VISUAL EVIDENCE OF ACCEPTANCE OF THESE RESTRICTIONS, WRITTEN DIMENSIONS ON THESE DRAWINGS SHALL HAVE PRECEDENCE OVER SCALED DIMENSIONS. CONTRACTORS SHALL BE RESPONSIBLE FOR VERIFYING ALL DIMENSIONS AND CONDITIONS. ANY VARIATIONS FROM THE DIMENSIONS AND CONDITIONS SHOWN BY THESE DRAWINGS, SHOP DETAILS MUST BE SUBMITTED TO THIS OFFICE FOR APPROVAL BEFORE PROCEEDING WITH FABRICATION.

**PORTER & ASSOCIATES, INC.**  
ENGINEERING & SURVEYING  
1707 Elys Street Suite 111, Bakersfield, California 93301  
661.327.0362

FRED W. PORTER II  
PROJECT ENGINEER: MVC  
DRAFTSMAN: LGH  
PA REVIEW BY: \_\_\_\_\_  
DATE: \_\_\_\_\_



**RETAINING WALL PLANS**  
**222 34th STREET**  
**BAKERSFIELD CITY SCHOOL DISTRICT**  
**STATION 19+00 - 21+50**

REVISIONS  
DATE 1/17/2024  
PA JOB No. 3306

SHEET  
**8**  
OF 11 SHEETS

COB RECORDS No. \_\_\_\_\_

J:\3306\Improvements\Wall Plans\3306-WL-Plan and Profile.dwg 04/16/24 mathewcarson