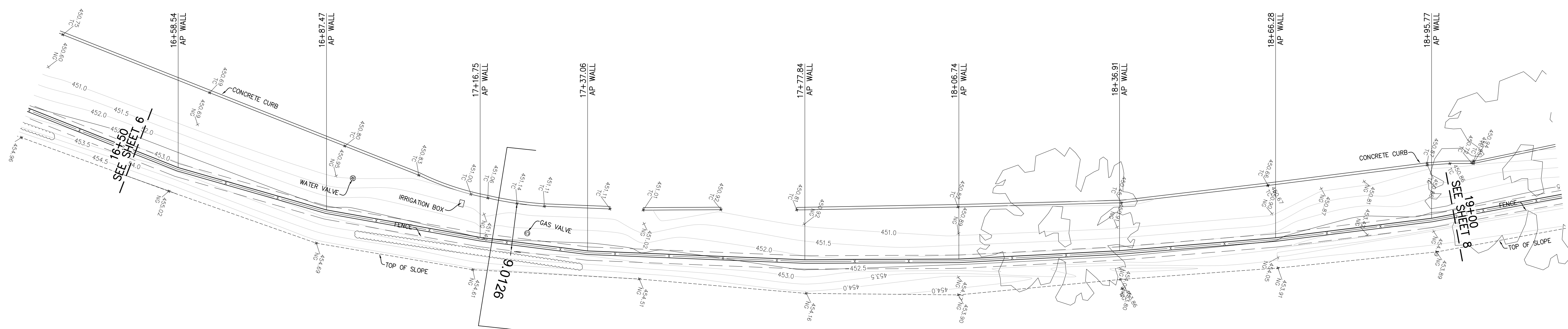


CONSTRUCTION NOTES

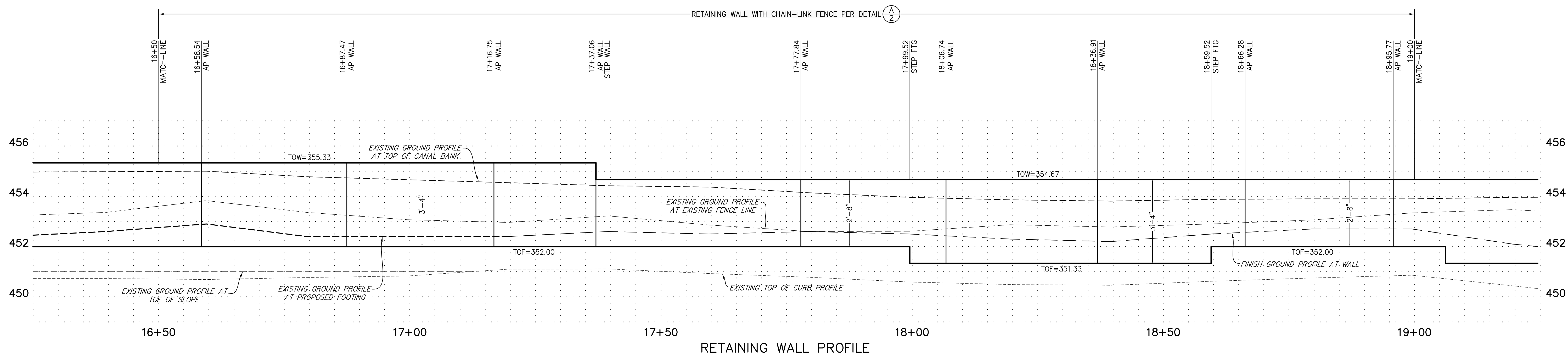
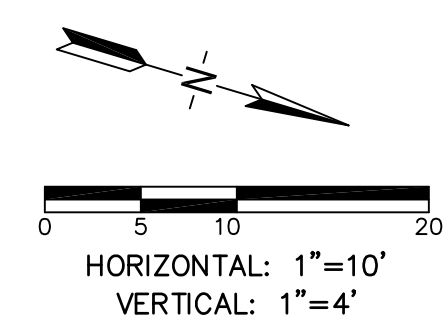
ALL STATIONS AND OFFSETS ARE TO FACE OF WALL OR CURB ON BCSD SIDE.
SEE DETAIL (A/2) FOR CHAIN-LINK FENCE CONSTRUCTION.

LEGEND

- PC = PROPERTY CORNER
- AP = ANGLE POINT
- CL = CENTERLINE
- CONC = CONCRETE
- FTG = FOOTING
- GB = GRADE BREAK
- TOF = TOP OF FOOTING
- T.O.B. = TOP OF BERM
- FG = FINISHED GROUND
- CTR = CENTER
- TOW = TOP OF WALL
- RETG = RETAINING
- MAX = MAXIMUM
- MIN = MINIMUM
- CLR = CLEAR
- WL = WALL STATION



EAST SIDE CANAL RETAINING WALL PROFILE




RETAINING WALL PROFILE

THE ABOVE DRAWINGS AND SPECIFICATIONS AND IDEAS, DESIGNS, AND ARRANGEMENTS ARE THE PROPERTY OF PORTER & ASSOCIATES, INC. ANY PART THEREOF SHALL BE COPIED, DISCLOSED TO OTHERS, OR USED IN CONNECTION WITH ANY WORK OR PROJECT OTHER THAN THE SPECIFIC PROJECT FOR WHICH THEY HAVE BEEN PREPARED AND DEVELOPED WITHOUT THE WRITTEN CONSENT OF THE ENGINEER. VISUAL EVIDENCE OF ACCEPTANCE OF THESE RESTRICTIONS, WRITTEN DIMENSIONS ON THESE DRAWINGS SHALL HAVE PRECEDENCE OVER SCALED DIMENSIONS. CONTRACTORS SHALL BE RESPONSIBLE FOR VERIFYING ALL DIMENSIONS AND CONDITIONS SHOWN BY THESE DRAWINGS. SHOP DETAILS MUST BE SUBMITTED TO THIS OFFICE FOR APPROVAL BEFORE PROCEEDING WITH FABRICATION.

PORTER & ASSOCIATES, INC.
ENGINEERING & SURVEYING
1707 Elys Street Suite 111, Bakersfield, California 93301
661.327.0362

FRED W. PORTER II
PROJECT ENGINEER: MVC
DRAFTSMAN: LQH
PA REVIEW BY: _____
DATE: _____



RETAINING WALL PLANS
222 34th STREET
BAKERSFIELD CITY SCHOOL DISTRICT
STATION 16+50 - 19+00

REVISIONS
DATE 1/17/2024
PA JOB No. 3306

SHEET
7
OF 11 SHEETS

COB RECORDS No. _____

J:\3306\Improvements\Wall Plans\3306-WL-Plan and Profile.dwg 04/16/24 mathewcarson