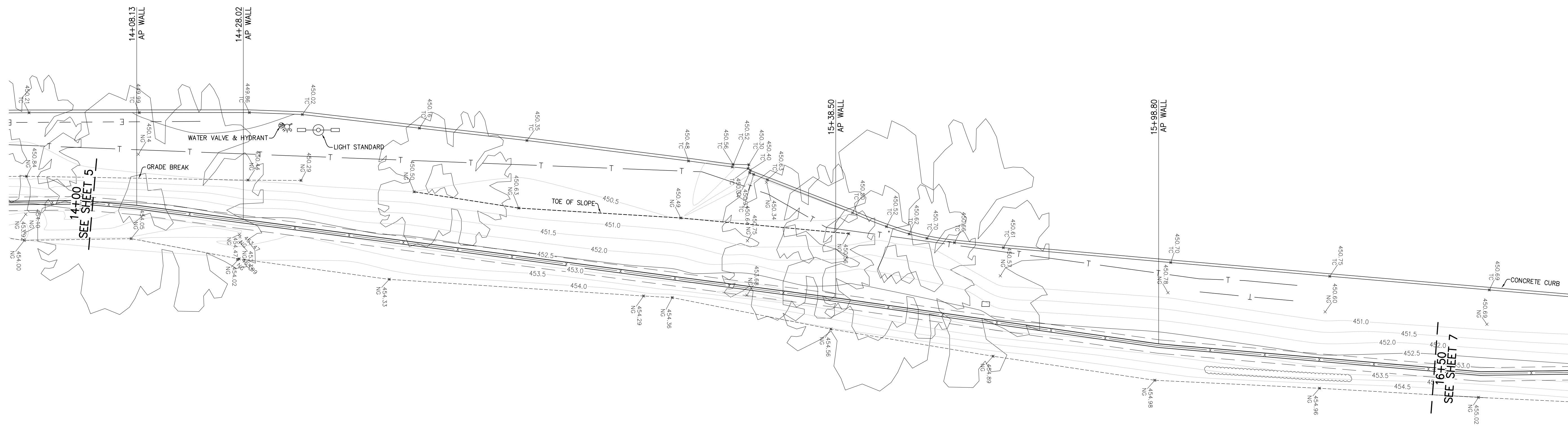


CONSTRUCTION NOTES

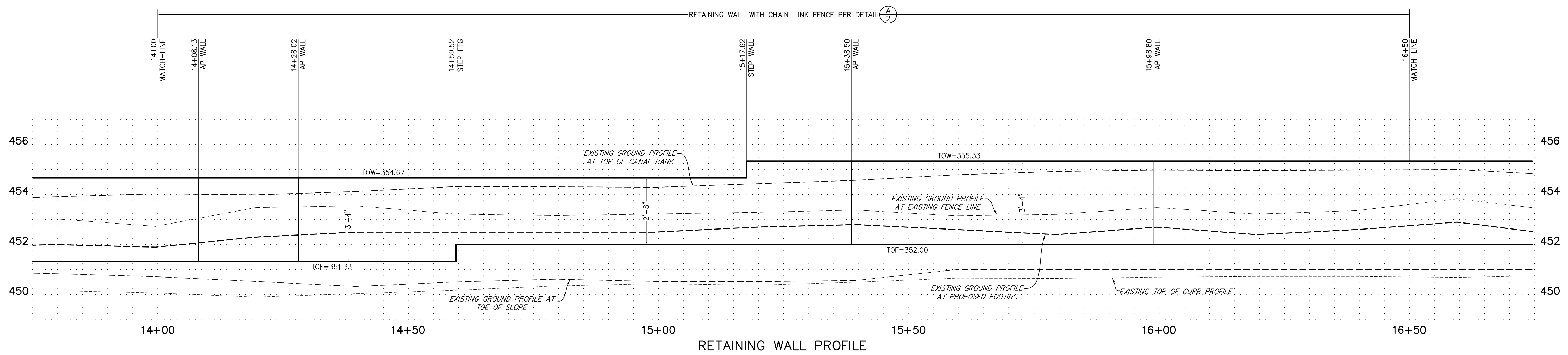
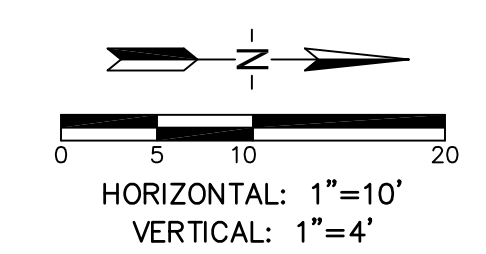
ALL STATIONS AND OFFSETS ARE TO FACE OF WALL OR CURB ON BCSD SIDE.
SEE DETAIL (S/2) FOR CHAIN-LINK FENCE CONSTRUCTION.

LEGEND

PC = PROPERTY CORNER
AP = ANGLE POINT
CL = CENTERLINE
CONC = CONCRETE
FTG = FOOTING
GB = GRADE BREAK
TOF = TOP OF FOOTING
T.O.B. = TOP OF BERM
FG = FINISHED GROUND
CTR = CENTER
TOW = TOP OF WALL
RETG = RETAINING
MAX = MAXIMUM
MIN = MINIMUM
CLR = CLEAR
WL = WALL STATION



EAST SIDE CANAL RETAINING WALL PROFILE




RETAINING WALL PROFILE

THE ABOVE DRAWINGS AND SPECIFICATIONS AND IDEAS, DESIGNS, AND ARRANGEMENTS ARE THE PROPERTY OF PORTER & ASSOCIATES, INC. ANY PART THEREOF SHALL BE COPIED, REPRODUCED, OR USED IN CONNECTION WITH ANY WORK OR PROJECT OTHER THAN THE SPECIFIC PROJECT FOR WHICH THEY HAVE BEEN PREPARED AND REVIEWED WITHOUT THE WRITTEN CONSENT OF THE ENGINEER. VISUAL EVIDENCE OF ACCEPTANCE OF THESE RESTRICTIONS, WRITTEN DIMENSIONS ON THESE DRAWINGS SHALL HAVE PRECEDENCE OVER SCALED DIMENSIONS. CONTRACTORS SHALL SHOW BY THESE DRAWINGS, SHOP DETAILS MUST BE SUBMITTED TO THIS OFFICE FOR APPROVAL BEFORE PROCEEDING WITH FABRICATION.

PORTER & ASSOCIATES, INC.
ENGINEERING & SURVEYING
1707 Ely Street Suite 111, Bakersfield, California 93301
661.327.0362

FRED W. PORTER II
PROJECT ENGINEER: MVC
DRAFTSMAN: LQH
PA REVIEW BY: _____
DATE: _____



RETAINING WALL PLANS
222 34th STREET
BAKERSFIELD CITY SCHOOL DISTRICT
STATION 14+00 - 16+50

REVISIONS
DATE 1/17/2024
PA JOB No. 3306
SHEET
6
OF 11 SHEETS
COB RECORDS No. _____

J:\3306\Improvements\Wall Plans\3306-WL-Plan and Profile.dwg 04/16/24 mathewcarson