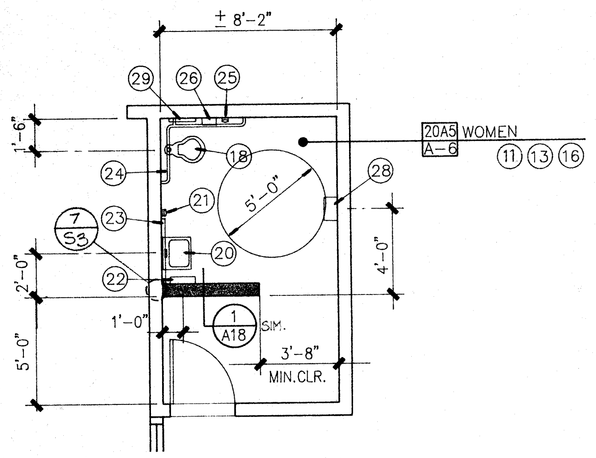

FLOOR PLAN

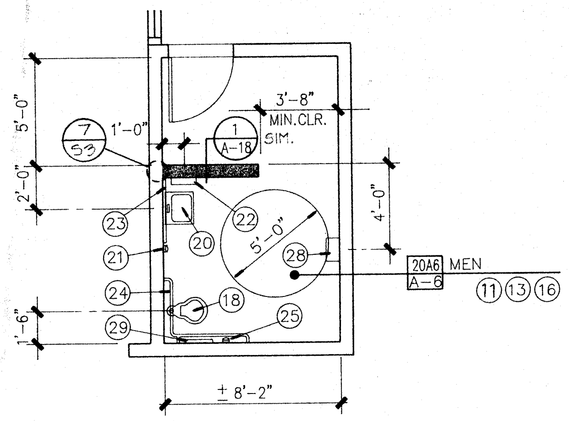

FLOOR PLAN

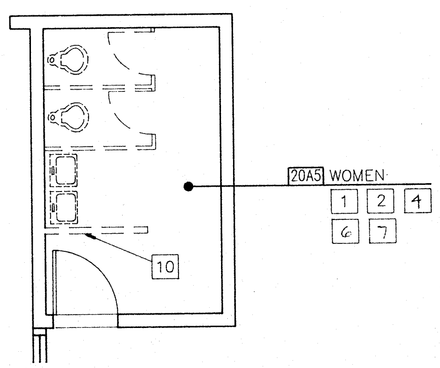

DEMOLITION PLAN

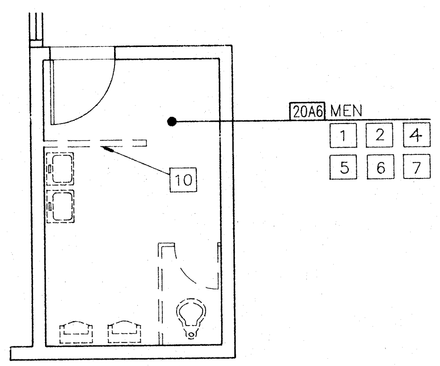

DEMOLITION PLAN

PARTIAL PLAN A

BUILDING A

PARTIAL PLAN B

BUILDING A

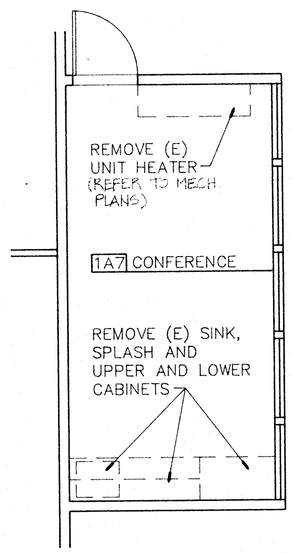

DEMOLITION PLAN

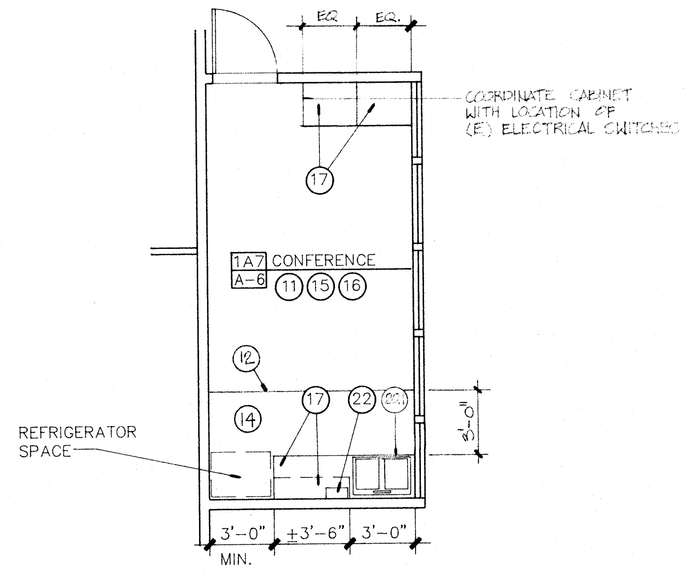

FLOOR PLAN

PARTIAL PLAN E

BUILDING A

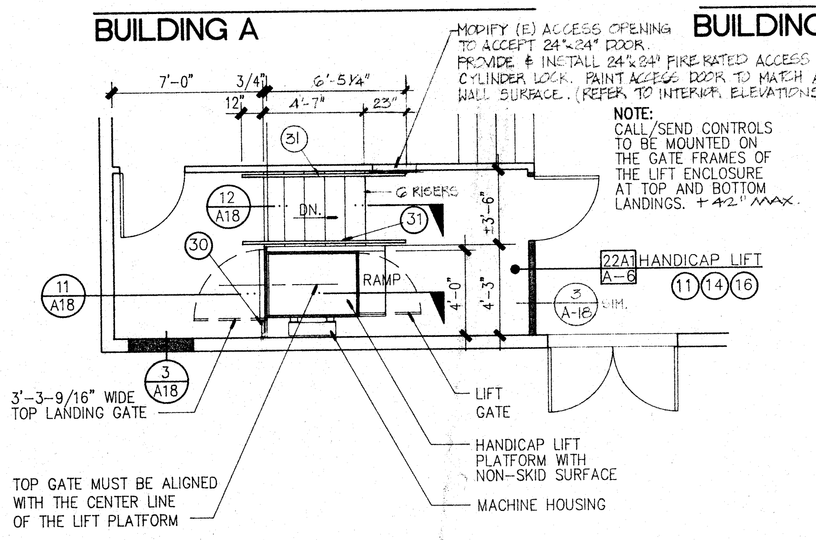

FLOOR PLAN

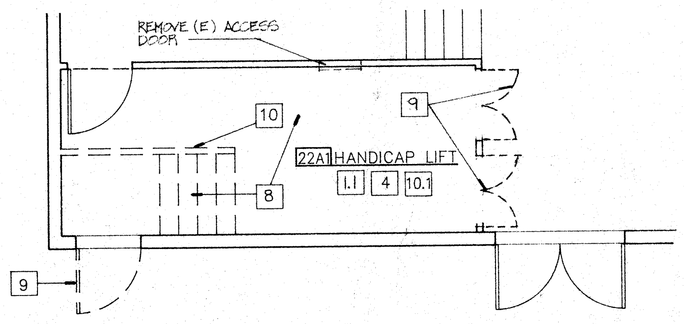

DEMOLITION PLAN

PARTIAL PLAN C

BUILDING A

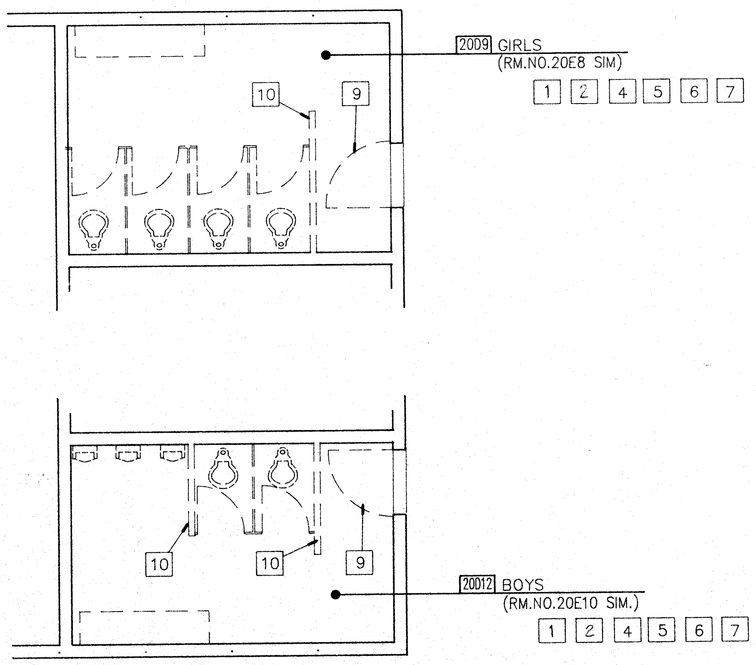

DEMOLITION PLAN

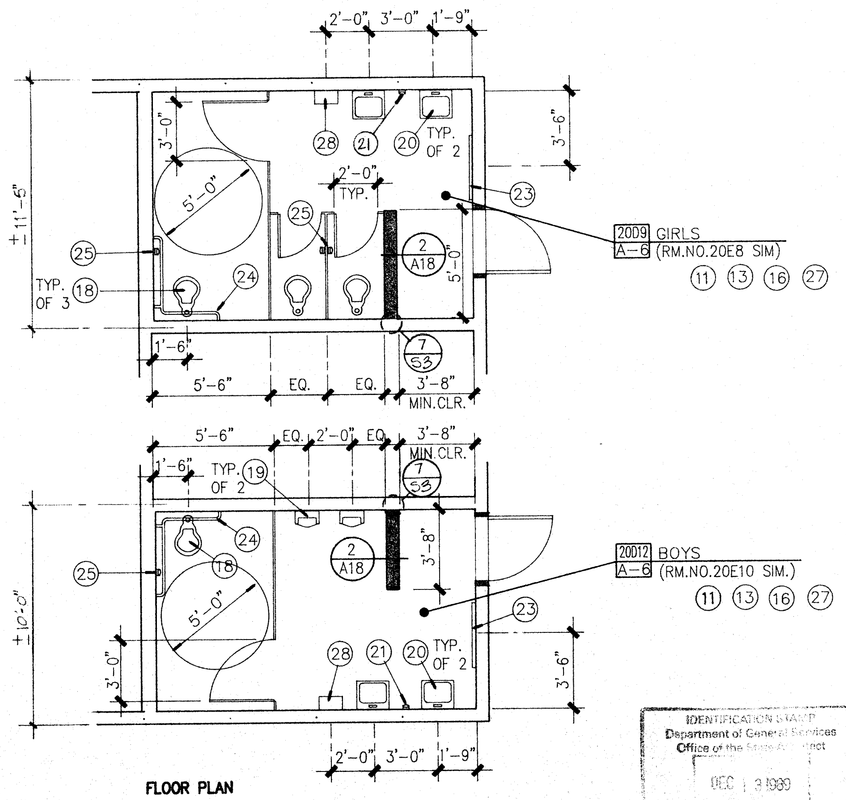

FLOOR PLAN

PARTIAL PLAN D

BUILDINGS D, E

ENLARGED FLOOR PLANS

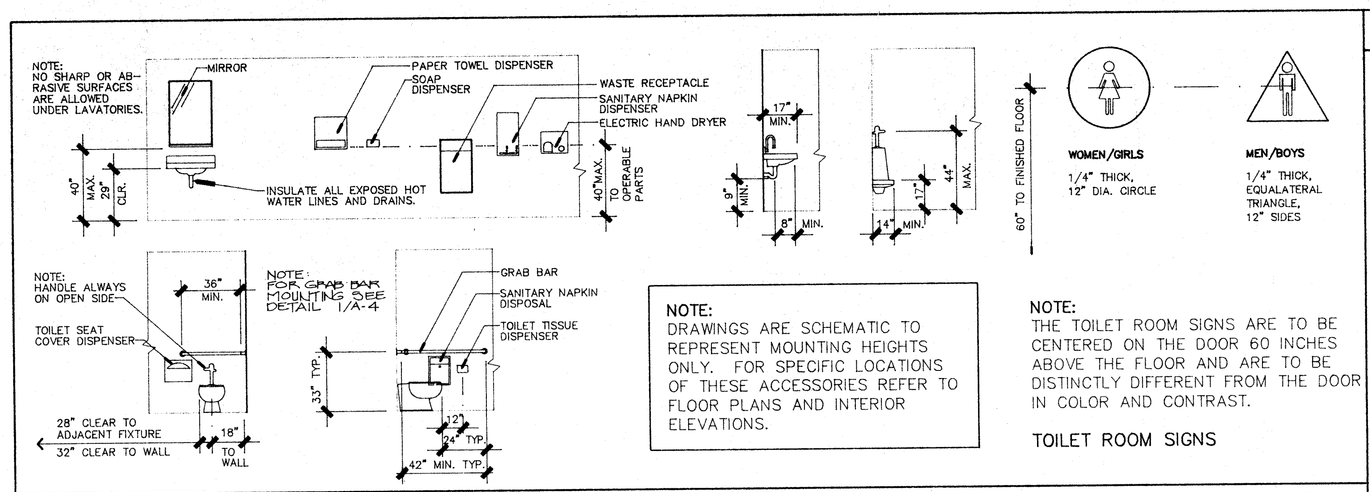

NOTE:
DRAWINGS ARE SCHEMATIC TO REPRESENT MOUNTING HEIGHTS ONLY. FOR SPECIFIC LOCATIONS OF THESE ACCESSORIES REFER TO FLOOR PLANS AND INTERIOR ELEVATIONS.

NOTE:
THE TOILET ROOM SIGNS ARE TO BE CENTERED ON THE DOOR 60 INCHES ABOVE THE FLOOR AND ARE TO BE DISTINCTLY DIFFERENT FROM THE DOOR IN COLOR AND CONTRAST.

TOILET ROOM SIGNS

1 MOUNTING HEIGHT SCHEDULE (HANDICAP ACCESSIBLE) N.T.S.

DEMOLITION PLAN NOTES

ALL NOTES IN THIS COLUMN ARE TO BE USED FOR DRAWINGS ON THIS SHEET ONLY. NOTES LISTED IN THIS COLUMN WHICH ARE NOT INDICATED ON THE DRAWING SHALL BE DISREGARDED.

1. REMOVE EXISTING PLUMBING FIXTURES INCLUDING TOILETS, URINALS, & LAVATORIES. (REINSTALL PLUMBING FIXTURES AS DIRECTED ON PLUMBING PLANS, STOCKPILE IN DESIGNATED AREAS THOSE FIXTURES NOT TO BE REINSTALLED FOR REVIEW BY OWNER FOR SALVAGE).
1.1 REMOVE EXISTING FLOOR BASE.
2. REMOVE EXISTING CERAMIC TILE FLOORING AND FLOOR BASE.
3. REMOVE PORTIONS OF THE EXISTING CONC. SUBFLOOR AS THAT ARE DAMAGED, OR AS REQUIRED AS INDICATED ON PLUMBING DWGS.
4. REMOVE EXISTING TRIM, MOULDINGS & OTHER SIMILAR ITEMS IN THIS ROOM THAT WILL INTERFERE WITH THE INSTALLATION OF WALL FINISHES.
5. REMOVE EXISTING CERAMIC TILE WAINSCOT.
6. REMOVE EXISTING TOILET PARTITIONS.
7. REMOVE EXISTING TOILET ROOM ACCESSORIES INCLUDING, BUT NOT NECESSARILY LIMITED TO, SOAP DISPENSERS, PAPER TOWEL DISPENSERS, MIRRORS, TOILET PAPER HOLDERS. VERIFY WITH ARCHITECT FOR ANY OTHER ENCOUNTERED ACCESSORIES. (STOCKPILE IN DESIGNATED AREA FOR REVIEW BY OWNER FOR SALVAGE)
8. REMOVE EXISTING STAIRS, RAILINGS AND RAISED PLATFORM STRUCTURE.
9. REMOVE EXISTING DOOR AND FRAME.
10. REMOVE EXISTING WALL.
10.1 REMOVE EXISTING WALL FINISH BELOW AREA OF PLATFORM; REFER TO STRUCTURAL DRAWINGS.

FLOOR PLAN NOTES

ALL NOTES IN THIS COLUMN ARE TO BE USED FOR DRAWINGS ON THIS SHEET ONLY. NOTES LISTED IN THIS COLUMN WHICH ARE NOT INDICATED ON THE DRAWING SHALL BE DISREGARDED.

11. PREPARE EXISTING FLOOR SURFACE TO ACCEPT FLOORING MATERIAL. (REFER TO R&M FINISH SCHEDULE)
12. PROVIDE AND INSTALL CARPET EDGE STRIP.
13. PROVIDE AND INSTALL CERAMIC TILE FLOOR.
14. PROVIDE AND INSTALL VINYL COMPOSITION TILE FLOOR.
15. PROVIDE AND INSTALL CARPET.
16. REPAIR, PATCH AND PREPARE WALL SURFACE TO ACCEPT FINISH WALL MATERIAL. (REFER TO R&M FINISH SCHEDULE)
17. PROVIDE AND INSTALL CABINET (REFER TO INTERIOR ELEVATIONS).
18. PROVIDE AND INSTALL TOILET (REFER TO PLUMBING PLANS FOR REUSE OF SOME EXISTING FIXTURES).
19. PROVIDE AND INSTALL URINAL (REFER TO PLUMBING PLANS).
20. PROVIDE AND INSTALL LAVATORY (REFER TO PLUMBING PLANS).
20.1 PROVIDE AND INSTALL SINK (REFER TO PLUMB. PLANS)
21. PROVIDE AND INSTALL SOAP DISPENSER.
22. PROVIDE AND INSTALL PAPER TOWEL DISPENSER.
23. PROVIDE AND INSTALL 36"X36" MIRROR.
24. PROVIDE AND INSTALL GRAB BAR.
25. PROVIDE AND INSTALL TOILET PAPER DISPENSER.
26. PROVIDE AND INSTALL NAPKIN DISPOSAL.
27. PROVIDE AND INSTALL TOILET PARTITIONS.
28. PROVIDE AND INSTALL ELECTRIC HAND DRYERS.
29. PROVIDE AND INSTALL TOILET SEAT COVER DISPENSER.
30. PROVIDE AND INSTALL GUARDRAIL. (REFER TO DETAIL 1/A-1P)
31. PROVIDE AND INSTALL HANDRAIL. (REFER TO DETAIL 1/A-1P, SIM. CONDITION)

WALL LEGEND

- EXISTING WALL TO REMAIN
- EXISTING WALL TO BE REMOVED
- EXISTING WALL WITH WINDOWS TO REMAIN
- CONSTRUCT STUD WALL
- CONSTRUCT STUD WALL (PARTIAL HEIGHT)

IDENTIFICATION STAMP
Department of General Services
Office of the State Architect
DEC 1 9 1989
Structural Safety Section
Appl # A51550 NP/LA

N

1/4"

RRA
Architecture
Planning
Interior Design
Space Planning

Donald W. Renfro AIA C5283
Mark E. Russell AIA C13726
Carl G. Elliott AIA C7571
K. Bartram Huffman AIA C12061
Kenneth A. Kalla AIA C17760
Jeffrey P. Krausse AIA C16834
Tommy W. Preston AIA C12263
Larry G. Wiggins AIA C12514

Renfro-Russell & Associates, Inc.
4800 Stockdale Highway, Suite 304, Bakersfield, California 93309 (805) 327-7075

CONSULTANTS

PROJECT

BAKERSFIELD CITY SCHOOL DISTRICT

FREMONT ELEMENTARY SCHOOL MODERNIZATION

THE ABOVE DRAWINGS AND SPECIFICATIONS AND IDEAS, DESIGNS AND ARRANGEMENTS REPRESENTED THEREBY ARE AND SHALL REMAIN THE PROPERTY OF THE ARCHITECT AND NO PART THEREOF SHALL BE COPIED, DISCLOSED TO OTHERS OR USED IN CONNECTION WITH ANY WORK OTHER THAN THE PROJECT FOR WHICH THEY HAVE BEEN PREPARED AND DEVELOPED WITHOUT THE WRITTEN CONSENT OF THE ARCHITECT. VISUAL CONTACT WITH THESE DRAWINGS OR SPECIFICATIONS SHALL CONSTITUTE CONCLUSIVE EVIDENCE OF ACCEPTANCE OF THESE RESTRICTIONS.

WRITTEN DIMENSIONS ON THESE DRAWINGS SHALL HAVE PRECEDENCE OVER SCALED DIMENSIONS. CONTRACTORS SHALL VERIFY AND BE RESPONSIBLE FOR ALL DIMENSIONS AND CONDITIONS ON THE JOB AND THIS OFFICE MUST BE NOTIFIED OF ANY VARIATIONS FROM THE DIMENSIONS AND CONDITIONS SHOWN BY THESE DRAWINGS. SHOP DETAILS MUST BE SUBMITTED TO THIS OFFICE FOR APPROVAL BEFORE PROCEEDING WITH FABRICATION.

KEY PLAN

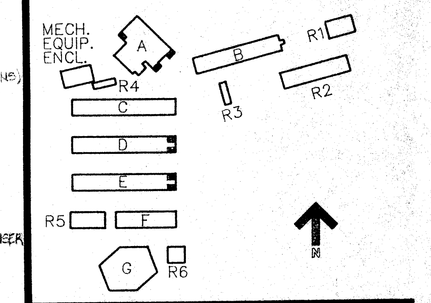

BAKERSFIELD CITY SCHOOL DISTRICT
BOARD OF EDUCATION

DATE	APPROVED

DATE	ISSUED FOR
9-3-91	BIDDING

DATE	REVISIONS

SHEET TITLE

ENLARGED PARTIAL FLOOR PLANS

APPROVED/ARCHITECT
CHECKED TWP
DRAWN BY RSS
DATE 8-1-89
PROJECT NO. 86-216FM

SHEET NUMBER 86216CA22D48

A-5

OF 19 SHEETS